GP3A Gruppi di pompaggio a velocità variabile

UTILIZZI E INSTALLAZIONI

GP3A è un sistema preassemblato da collegare alla rete idrica oppure a un serbatoio di prima raccolta per l'alimentazione e la pressurizzazione idrica in edifici residenziali, commerciali, pubblici, in alberghi, per l'irrigazione di giardini, parchi e campi sportivi.
GP3A è idoneo per il pompaggio di acqua pulita e soluzioni acquose che non danneggino chimicamente o meccanicamente i materiali utilizzati e non contengano sostanze abrasive o fibrose.

DESCRIZIONE DEL PRODOTTO

GP3A è un sistema di pressurizzazione a velocità variabile **composto da tre elettropompe** collegate in parallelo e assemblate in una unità, gestite elettronicamente da tre dispositivi **PRO-DG** collegati tra loro, che modulano automaticamente il funzionamento delle pompe in base alle diverse richieste idriche dell'impianto e mantengono la pressione costante.

All'abbassamento della pressione nell'impianto, dovuto al prelievo d'acqua, la prima elettropompa si mette in funzione per soddisfare la portata d'acqua richiesta, mantenendo la pressione al valore di set point; al raggiungimento della massima velocità di rotazione, anche le altre pompe vengono avviate in cascata per garantire il fabbisogno idrico dell'impianto.

CARATTERISTICHE COSTRUTTIVE

- **ELETTROPOMPE** collegate in parallelo mediante collettori in aspirazione e mandata.
  Ogni unità è dotata di valvole a sfera in aspirazione e di valvole a sfera e di non ritorno in mandata.
- **BASAMENTO** realizzato in profilato metallico e dotato di piedini antivibranti.
- **GP3A** sfruttano la tecnologia inverter per garantire una pressione costante dell'impianto. Grazie a un trasduttore che rileva la pressione in tempo reale, il sistema regola continuamente la velocità di rotazione del motore in base alle effettive richieste delle utenze. L'inverter gestisce inoltre il funzionamento alternato delle elettropompe.

  GP3A è predisposto per proteggere il sistema da:
  - marcia a secco
  - sovratensione e sottotensione
- **QUADRO ELETTRICO** con interruttori automatici salvamotore magnetotermici per versioni trifase, interruttori automatici magnetotermici per versioni monofase.
- **LIMITI D'IMPIEGO**
  - Temperatura del liquido da **0 °C** fino a **+60 °C**
  - Temperatura ambiente da **-10 °C** fino a **+40 °C**
  - Pressione massima nel corpo pompa **16 bar**
  - Servizio continuo **S1**
- **ALIMENTAZIONE ELETTRICA**
  - **GP3Am**: monofase 230V ±10% 50/60Hz
  - **GP3A** : trifase 400V ±10% 50/60Hz

GP3A - HT

CAMPO E DATI DI PRESTAZIONE (GP3A-HT 3, HT 5, HT 8, HT 10)

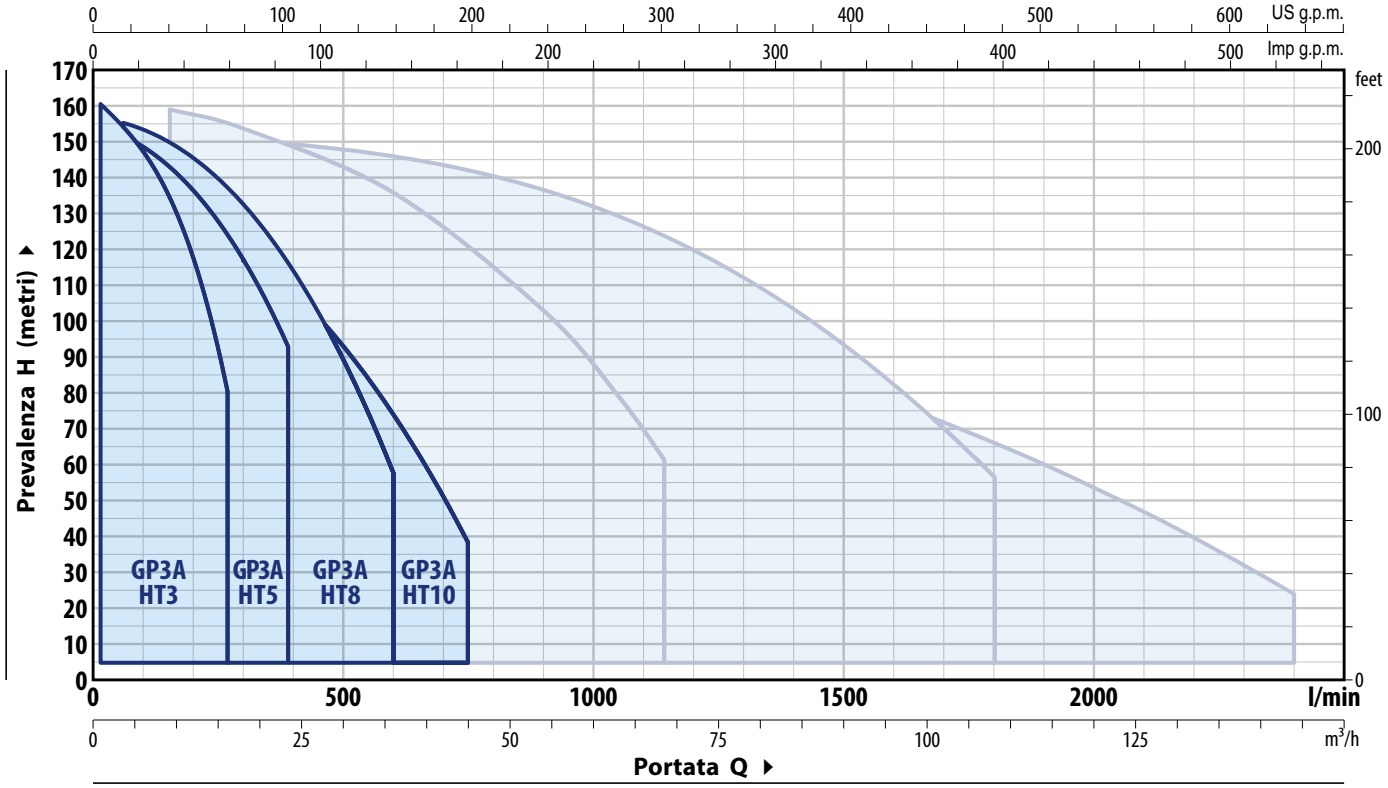

TIPO Monofase	TIPO Trifase	POTENZA (P2) kW	POTENZA (P2) HP	Q											
				Q	m³/h	0	0.3	0.6	0.9	1.8	3.6	7.2	10.8	14.4	16.2
					l/min	**0**	**5**	**10**	**15**	**30**	**60**	**120**	**180**	**240**	**270**
GP3A-HTm 3/5	**GP3A-HT 3/5**	3×1.1	3×1.5			81	80	80	80	79	77	71	63	49.5	41
GP3A-HTm 3/6	**GP3A-HT 3/6**	3×1.5	3×2			97	96	96	96	95	92	86	75	59	48
GP3A-HTm 3/7	**GP3A-HT 3/7**	3×1.8	3×2.5	**H**	m	113	112	112	112	111	108	100	88	69	56
–	**GP3A-HT 3/8**	3×2.2	3×3			130	128	128	128	126	123	114	100	79	64
–	**GP3A-HT 3/9**	3×3	3×4			146	144	144	144	142	138	129	113	89	72
–	**GP3A-HT 3/10**	3×3	3×4			–	160	160	160	158	154	143	126	99	80

TIPO Monofase	TIPO Trifase	POTENZA (P2) kW	POTENZA (P2) HP	Q													
				Q	m³/h	0	0.3	0.6	0.9	1.8	3.6	7.2	10.8	14.4	16.2	18	23.4
					l/min	**0**	**5**	**10**	**15**	**30**	**60**	**120**	**180**	**240**	**270**	**300**	**390**
GP3A-HTm 5/3	**GP3A-HT 5/3**	3×1.1	3×1.5			51.5	51.5	51.5	51.5	51	50.5	49	46.5	43	41	39	31
GP3A-HTm 5/4	**GP3A-HT 5/4**	3×1.5	3×2			68.5	68.5	68.5	68.5	68	67	65	62	57.5	55	52	41
GP3A-HTm 5/5	**GP3A-HT 5/5**	3×1.8	3×2.5			86	85	85	85	85	84	81	77	72	68.5	65	51.5
GP3A-HTm 5/6	**GP3A-HT 5/6**	3×2.2	3×3	**H**	m	103	103	103	103	102	101	98	93	86	82	78	62
–	**GP3A-HT 5/7**	3×3	3×4			120	120	120	120	119	118	114	108	101	96	91	72
–	**GP3A-HT 5/8**	3×3	3×4			137	137	137	137	136	134	130	124	115	110	104	82
–	**GP3A-HT 5/9**	3×4	3×5.5			154	154	154	154	153	151	146	139	129	124	117	93

TIPO Monofase	TIPO Trifase	POTENZA (P2) kW	POTENZA (P2) HP	Q														
				Q	m³/h	0	1.2	2.4	3.6	7.2	10.8	14.4	18	21.6	25.2	28.8	32.4	36
					l/min	**0**	**20**	**40**	**60**	**120**	**180**	**240**	**300**	**360**	**420**	**480**	**540**	**600**
GP3A-HTm 8/3	**GP3A-HT 8/3**	3×1.1	3×1.5			47	46.5	46.5	46.5	45.5	44	42	39.5	36.5	32.5	28	23.1	17
GP3A-HTm 8/4	**GP3A-HT 8/4**	3×1.5	3×2			62.5	62	62	62	60.5	58.5	56	53	48.5	43.5	37.5	31	23
GP3A-HTm 8/5	**GP3A-HT 8/5**	3×1.8	3×2.5			78	77.5	77.5	77.5	76	73	70	66	61	54.5	47	38.5	28.5
GP3A-HTm 8/6	**GP3A-HT 8/6**	3×2.2	3×3	**H**	m	94	93	93	93	91	88	84	79	73	65.5	56.5	46	34.5
–	**GP3A-HT 8/7**	3×3	3×4			109	108	108	108	106	103	98	92	85	76	66	54	40
–	**GP3A-HT 8/8**	3×4	3×5.5			125	124	124	124	121	117	112	106	97	87	75	61.5	45.5
–	**GP3A-HT 8/9**	3×4	3×5.5			141	139	139	139	136	132	126	119	109	98	85	69	51.5
–	**GP3A-HT 8/10**	3×5.5	3×7.5			156	155	155	155	152	147	140	132	122	109	94	77	57

TIPO Monofase	TIPO Trifase	POTENZA (P2) kW	POTENZA (P2) HP	Q														
				Q	m³/h	0	1.8	3.6	5.4	9	10.8	14.4	21.6	27	30.6	36	39.6	45
					l/min	**0**	**30**	**60**	**90**	**150**	**180**	**240**	**360**	**450**	**510**	**600**	**660**	**750**
GP3A-HTm 10/3	**GP3A-HT 10/3**	3×1.5	3×2			47	45.5	45.5	45.5	44	43.5	42	38	33.5	30.5	24.7	20.3	13
GP3A-HTm 10/4	**GP3A-HT 10/4**	3×1.8	3×2.5			62	61	61	61	59	58	56	50.5	45	40.5	33	27	18
GP3A-HTm 10/5	**GP3A-HT 10/5**	3×2.2	3×3			77	75.5	75.5	75.5	74	73	70	63	56	50.5	41	34	21.5
–	**GP3A-HT 10/6**	3×3	3×4	**H**	m	93	91	91	91	88	87	84	76	67.5	61	49.5	40.5	26
–	**GP3A-HT 10/7**	3×3	3×4			108	106	106	106	103	102	98	88	79	71	57.5	47.5	30
–	**GP3A-HT 10/8**	3×4	3×5.5			124	121	121	121	118	116	112	101	90	81	66	54.5	34.5
–	**GP3A-HT 10/9**	3×4	3×5.5			139	136	136	136	133	131	126	113	101	91	74	61	38.5

Q = Portata **H** = Prevalenza manometrica totale

※ **I dati rappresentati nel diagramma e nelle tabelle, indicano le prestazioni con 3 pompe in funzionamento**

GP3A - HT

CAMPO E DATI DI PRESTAZIONE (GP3A-HT 15, HT 22, HT 30)

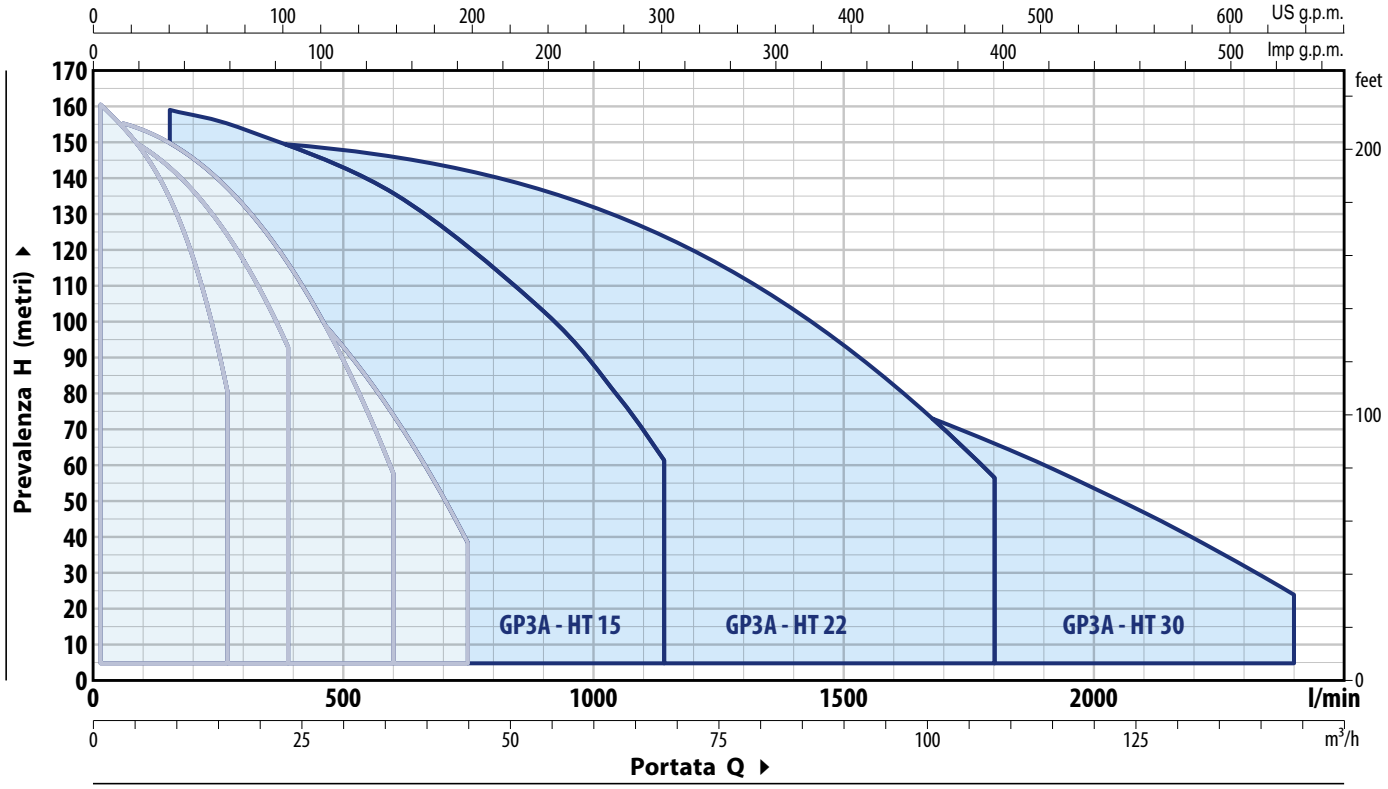

TIPO	POTENZA (P2)		Q m³/h	0	3	6	9	13.5	18	27	36	54	63	68.4
Trifase	kW	HP	l/min	**0**	**50**	**100**	**150**	**225**	**300**	**450**	**600**	**900**	**1050**	**1140**
GP3A-HT 15/2R	3×2.2	3×3		44	43	43	43	42.5	41.5	39.5	36.5	27.5	20.5	
GP3A-HT 15/3R	3×3	3×4		64.5	62.5	62.5	62.5	61.5	60.5	57	52	37.5	27	
GP3A-HT 15/3	3×4	3×5.5		72	70	70	70	69	67.5	64.5	59.5	45	34.5	27
GP3A-HT 15/4	3×5.5	3×7.5	**H** m	96	93	93	93	92	90.5	86	79.5	60.5	46	36
GP3A-HT 15/5	3×7.5	3×10		120	117	117	117	115	113	107.5	99.5	75.5	58	45
GP3A-HT 15/6	3×9.2	3×12.5		140	137	137	137	134.5	132	125.5	116.5	88	67.5	53
GP3A-HT 15/7	3×9.2	3×12.5		–	160	160	160	157	154	146.5	136	103	79	61.5

TIPO	POTENZA (P2)		Q m³/h	0	6	12	18	36	54	63	72	90	108
Trifase	kW	HP	l/min	**0**	**100**	**200**	**300**	**600**	**900**	**1050**	**1200**	**1500**	**1800**
GP3A-HT 22/2	3×3	3×4		39	39	39	39	38	35.5	33.5	31.5	25.4	17.5
GP3A-HT 22/3	3×4	3×5.5		59	58.5	58.5	58.5	56.5	53	50.5	47	38	26
GP3A-HT 22/4	3×5.5	3×7.5		78	78	78	78	76	71	67	62.5	51	34.5
GP3A-HT 22/5	3×7.5	3×10	**H** m	98	97	97	97	95	88	84	78	63.5	43
GP3A-HT 22/6	3×9.2	3×12.5		118	117	117	117	113	106	101	94	76	52
GP3A-HT 22/7	3×11	3×15		137	136	136	136	132	124	118	110	89	60.5
GP3A-HT 22/8	3×15	3×20		157	156	156	156	151	142	134	125	102	69

TIPO	POTENZA (P2)		Q m³/h	0	9	18	36	54	72	90	108	126	135
Trifase	kW	HP	l/min	**0**	**150**	**300**	**600**	**900**	**1200**	**1500**	**1800**	**2100**	**2250**
GP3A-HT 30/2R	3×3	3×4		35	34	34	33	31	28	23.5	17.5	10	
GP3A-HT 30/2	3×4	3×5.5		40	38.5	38.5	37	35.5	32.5	28	22	13.5	8
GP3A-HT 30/3	3×5.5	3×7.5		60	58	58	56	53	48.5	42	33	20	12
GP3A-HT 30/4	3×7.5	3×10	**H** m	80	77	77	74.5	70.5	64.5	56	44	26.5	16
GP3A-HT 30/5	3×9.2	3×12.5		100	96.5	96.5	93	88	81	70	54.5	33.5	20
GP3A-HT 30/6	3×11	3×15		120	116	116	111.5	106	97	84	65.5	40	24.5

Q = Portata **H** = Prevalenza manometrica totale

※ **I dati rappresentati nel diagramma e nelle tabelle, indicano le prestazioni con 3 pompe in funzionamento**

CURVE DI PRESTAZIONE

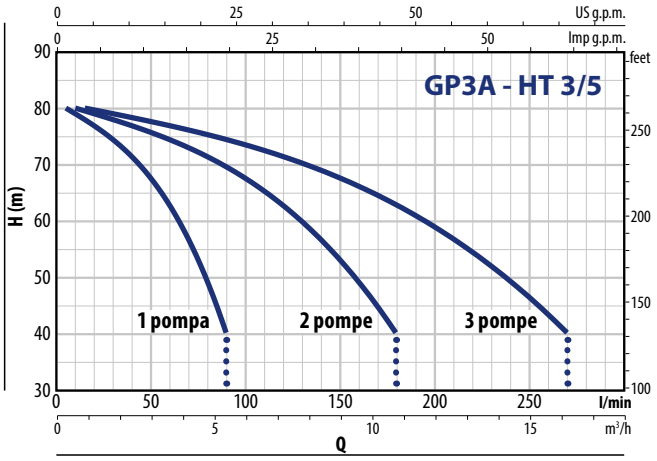

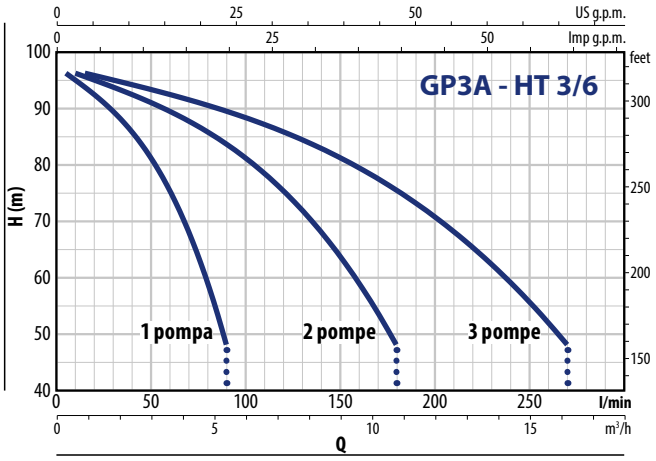

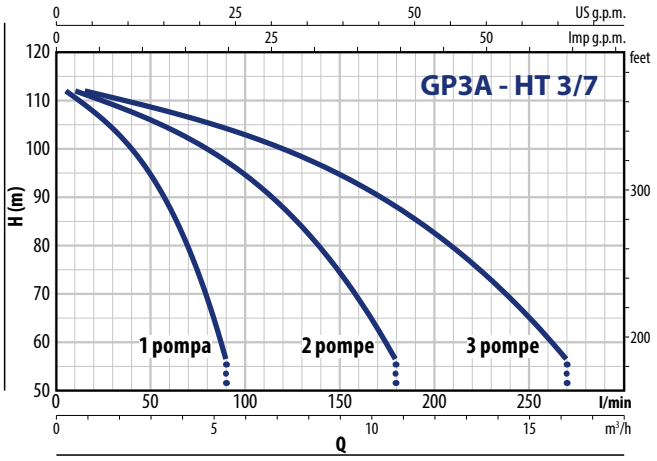

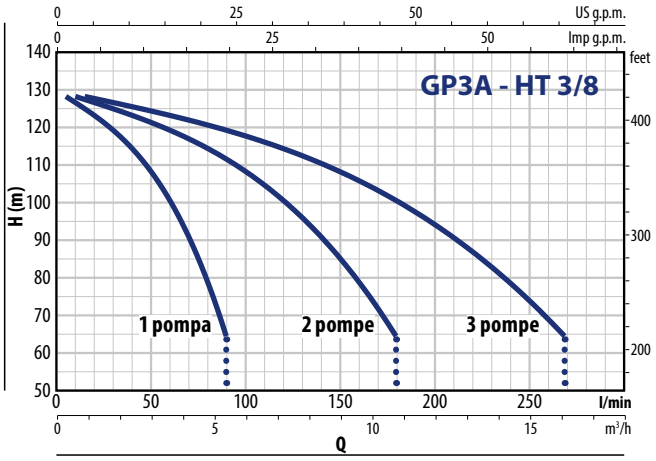

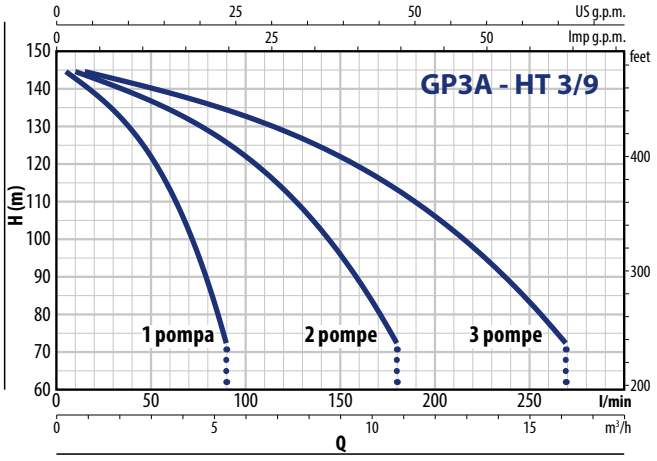

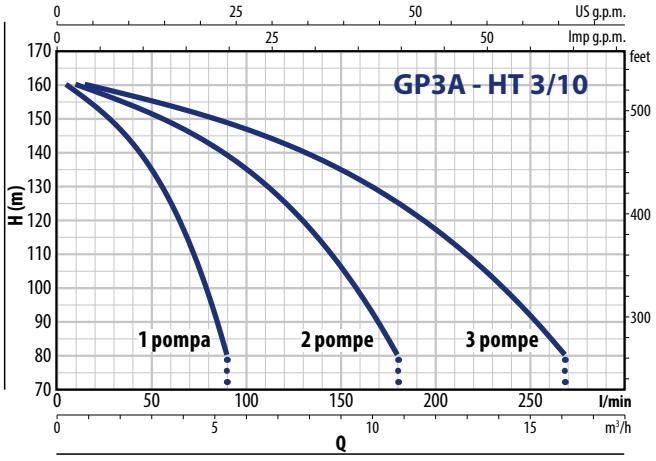

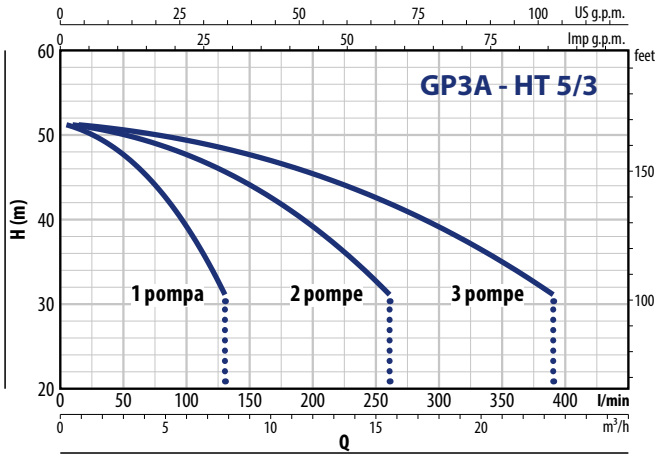

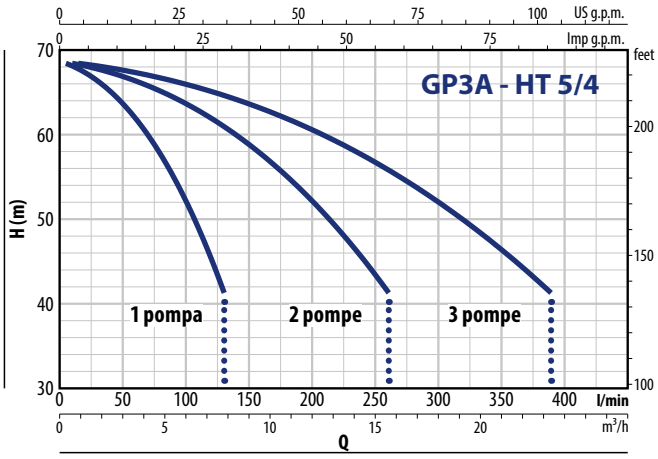

GP3A - HT

CURVE DI PRESTAZIONE

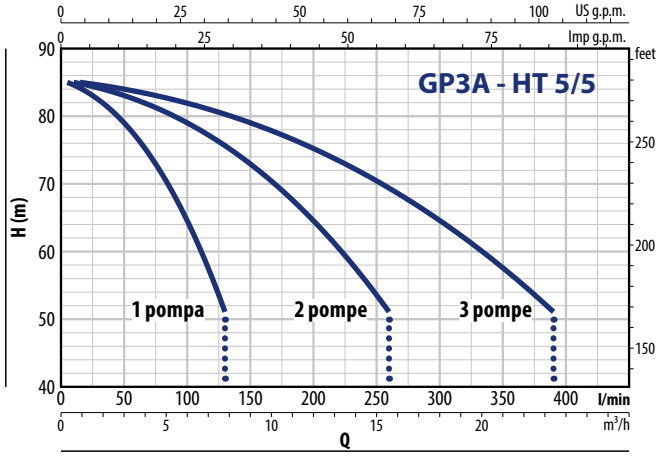

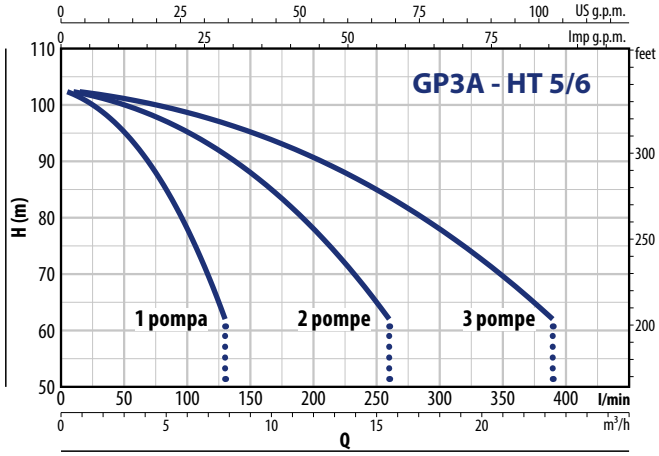

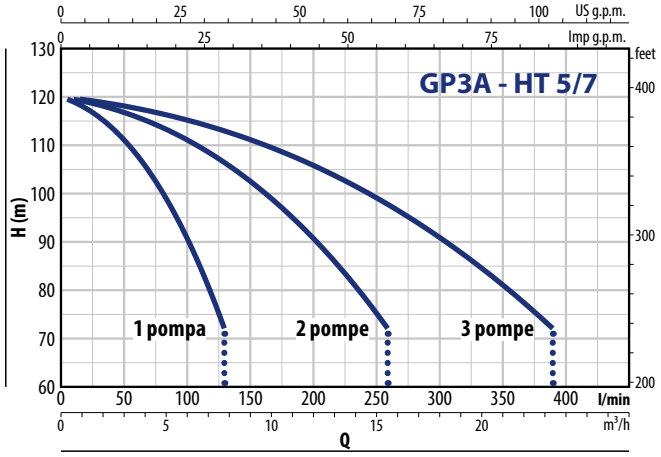

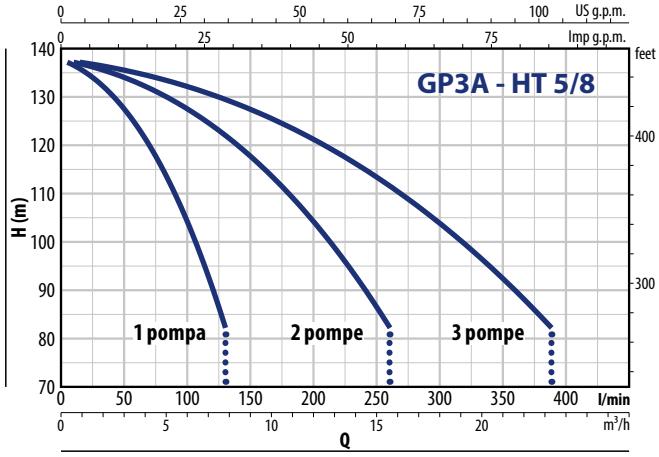

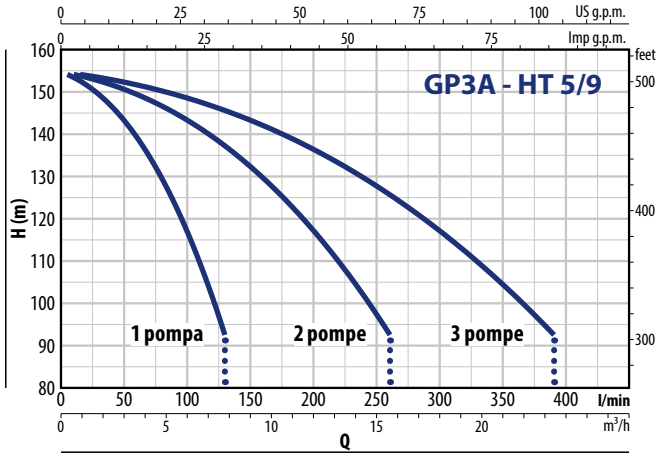

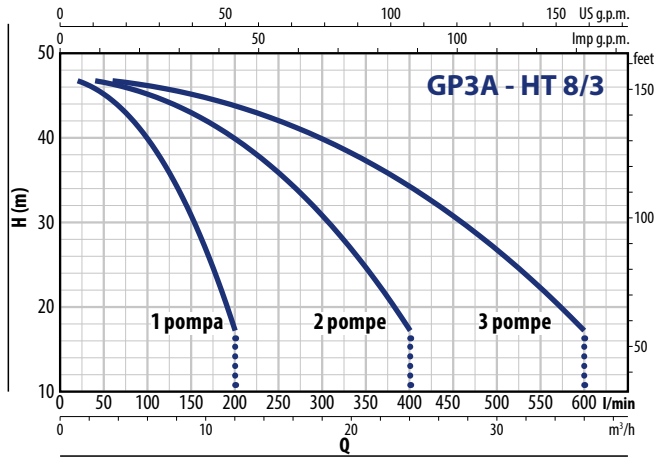

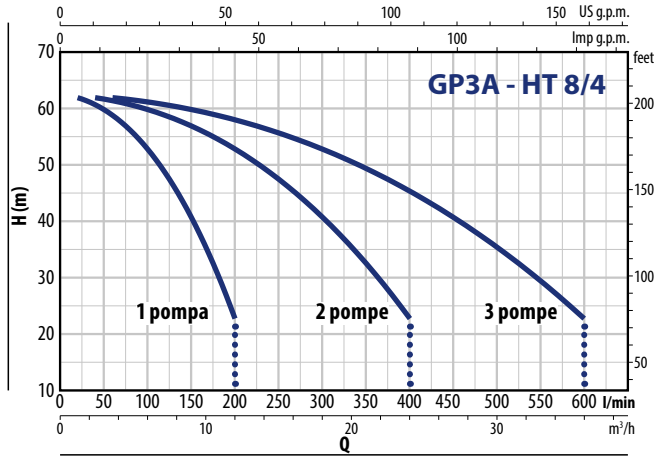

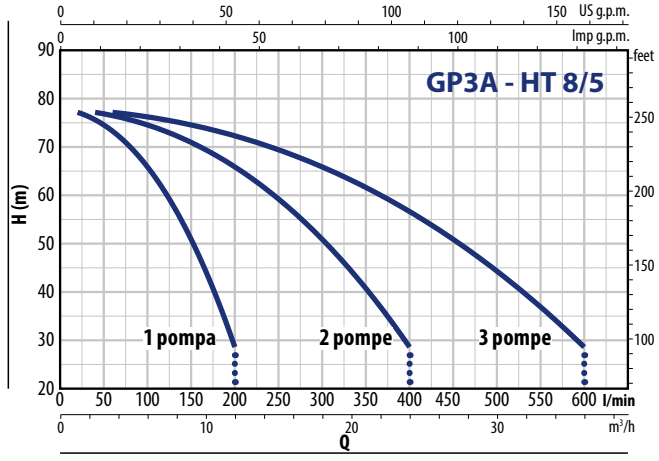

CURVE DI PRESTAZIONE

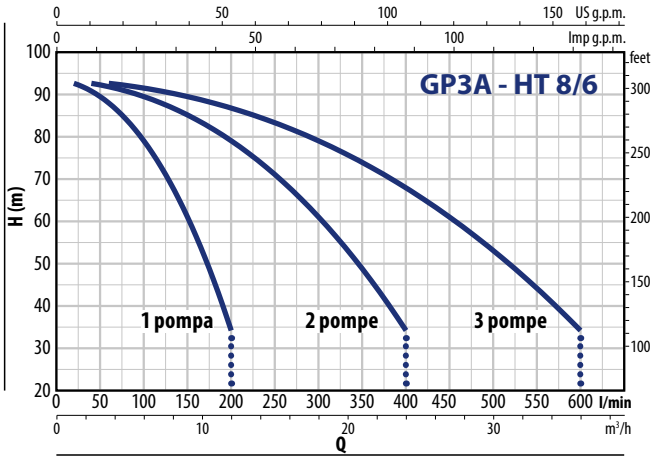

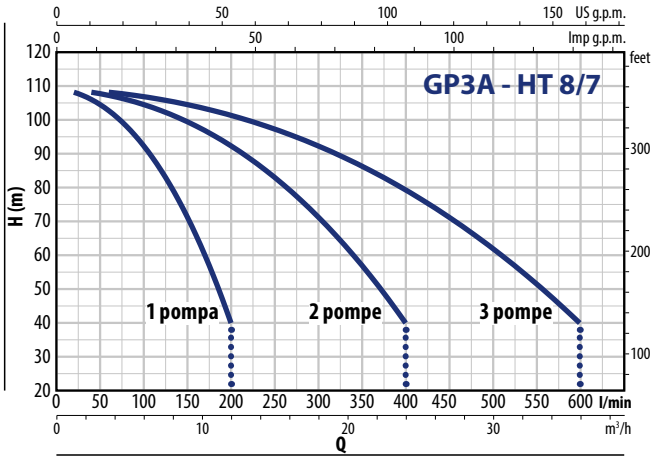

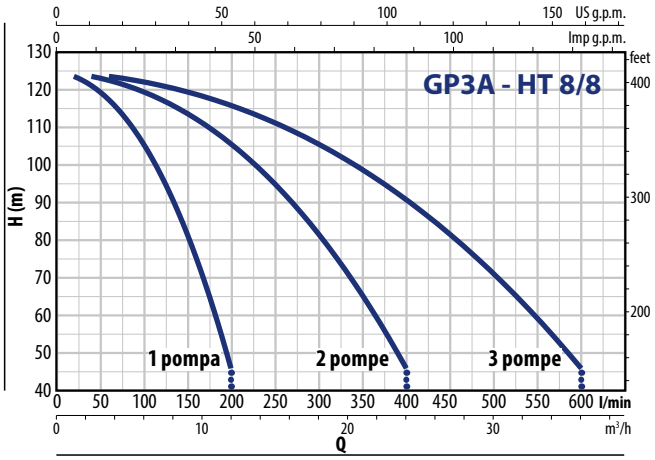

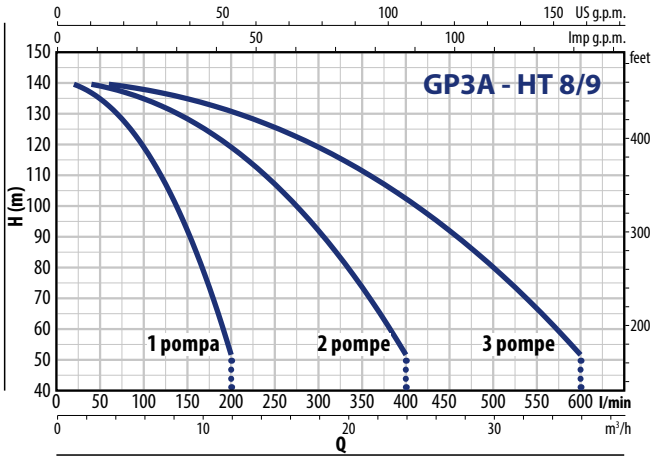

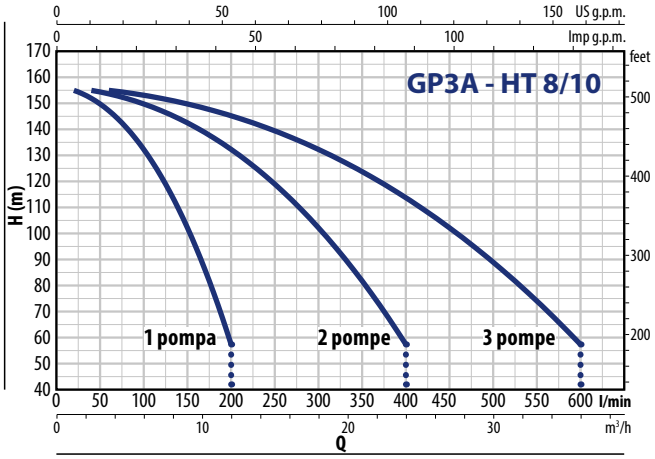

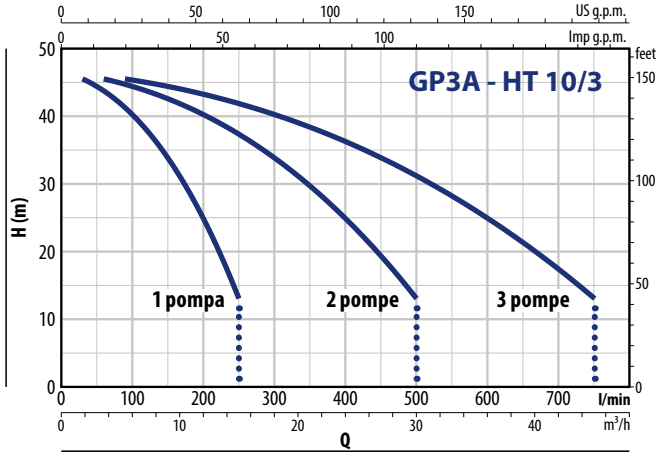

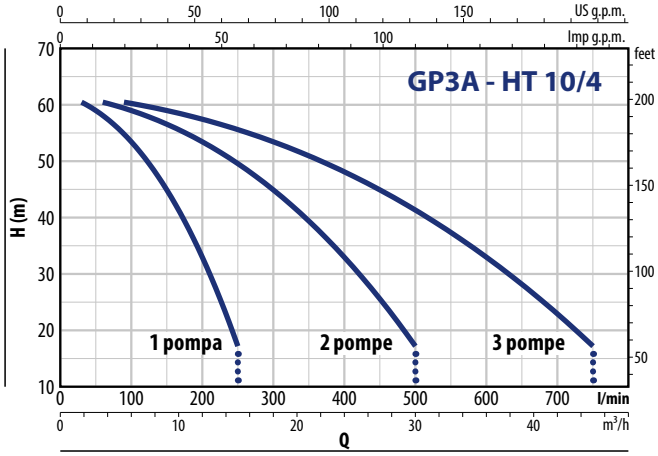

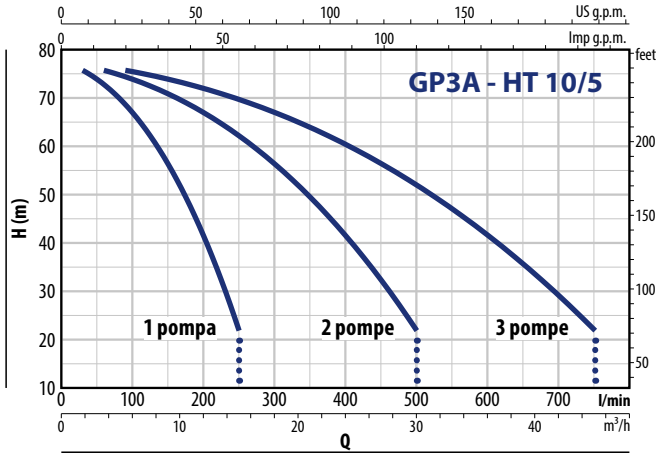

GP3A - HT

CURVE DI PRESTAZIONE

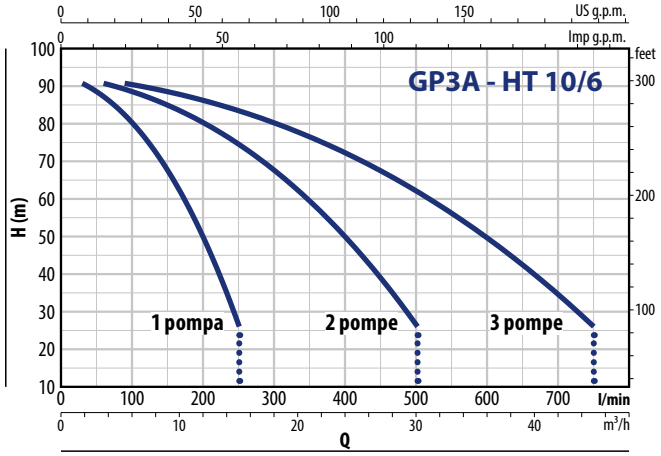

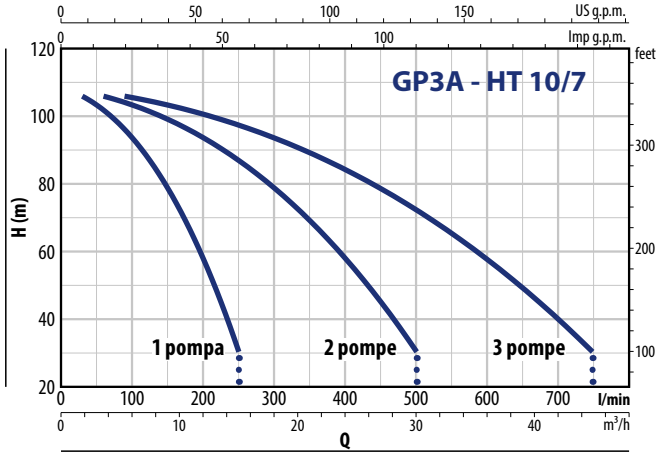

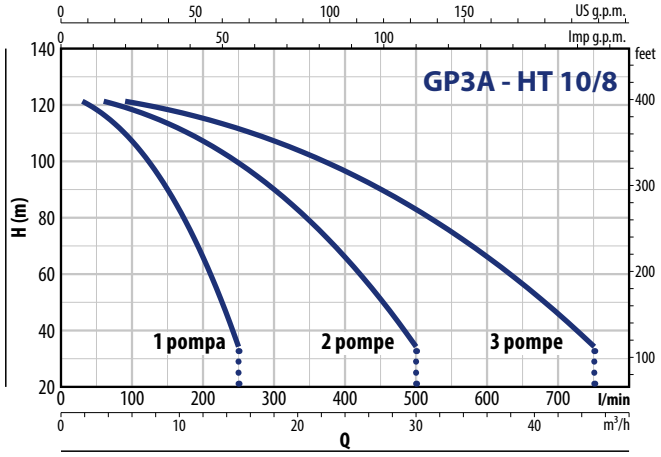

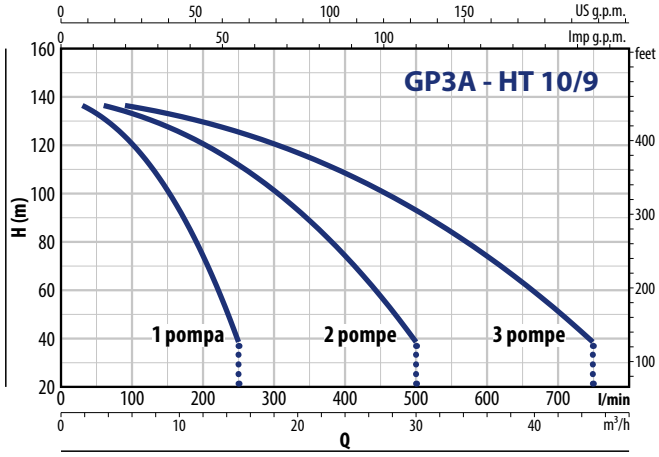

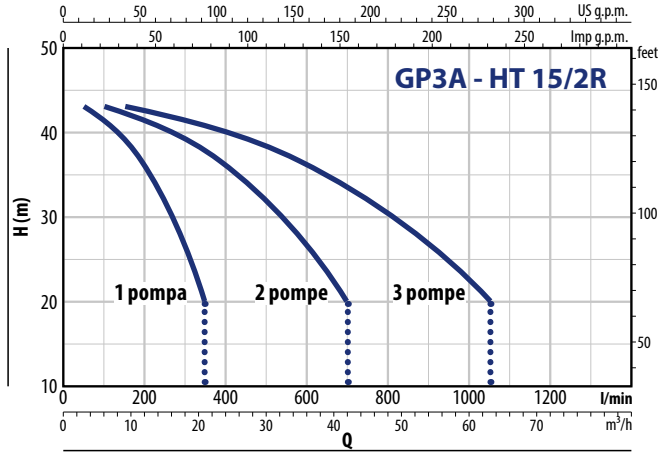

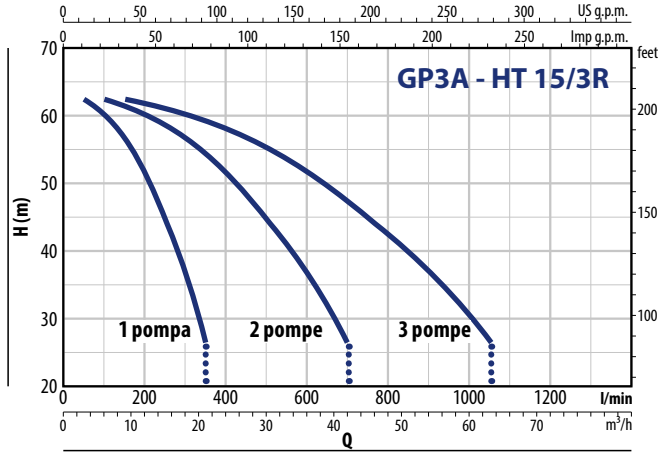

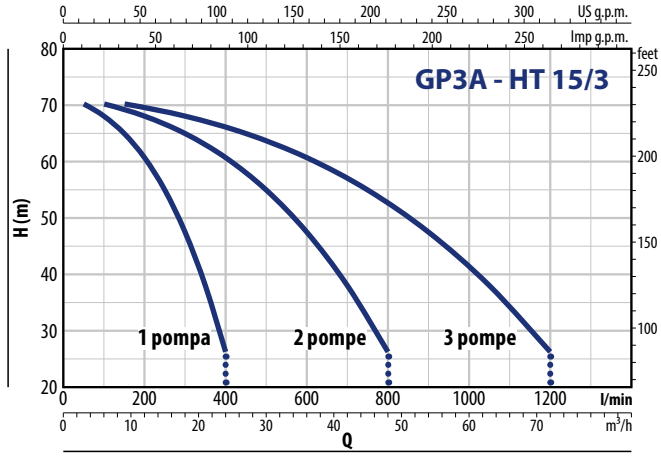

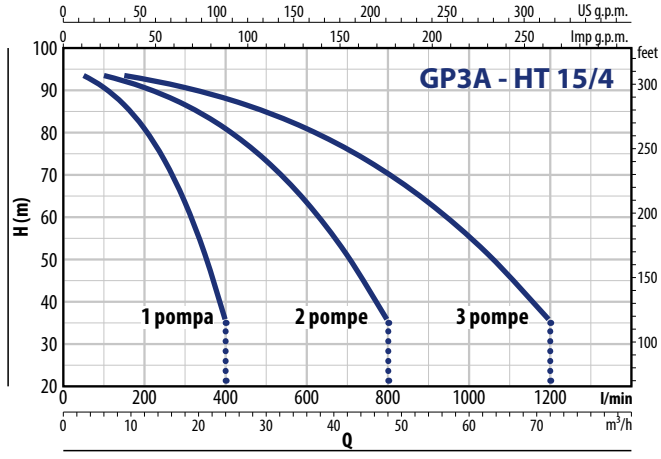

CURVE DI PRESTAZIONE

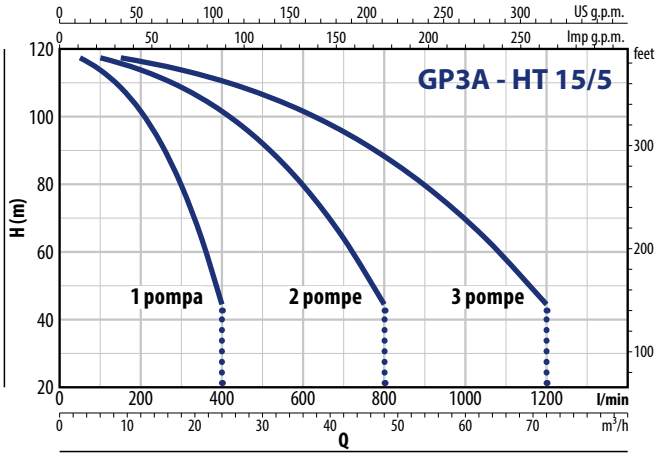

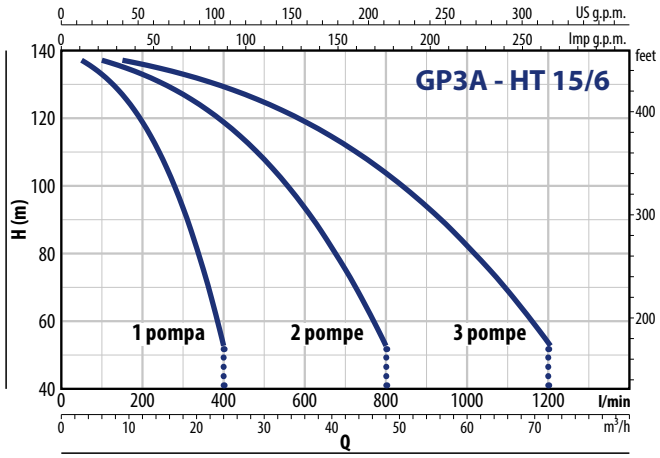

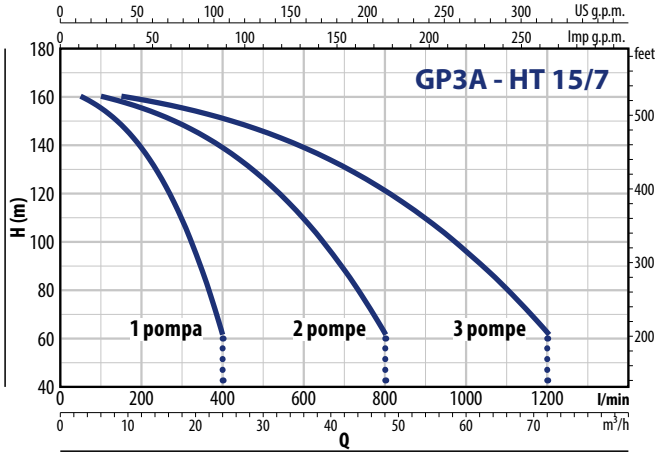

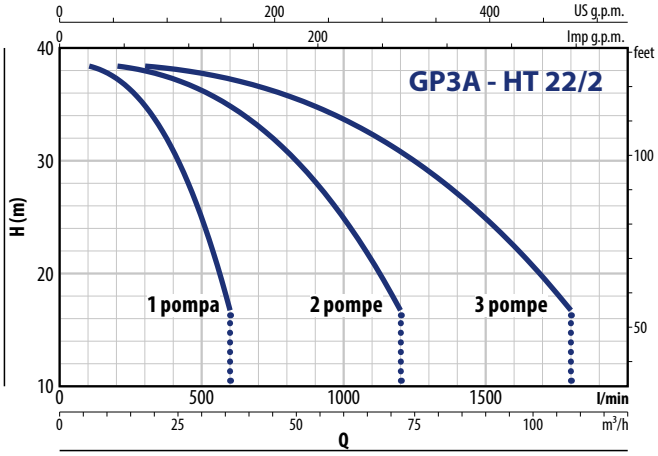

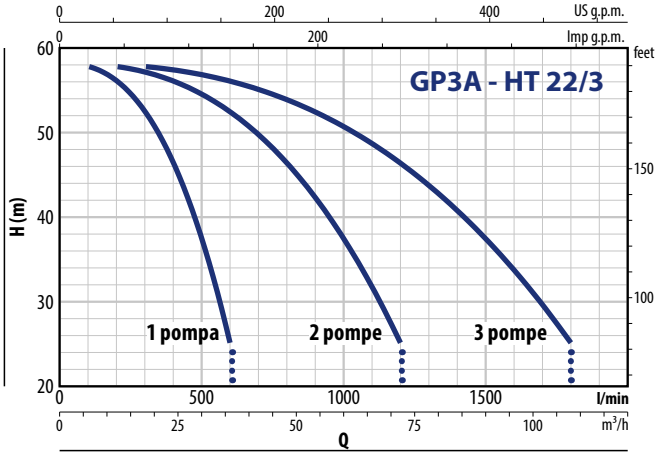

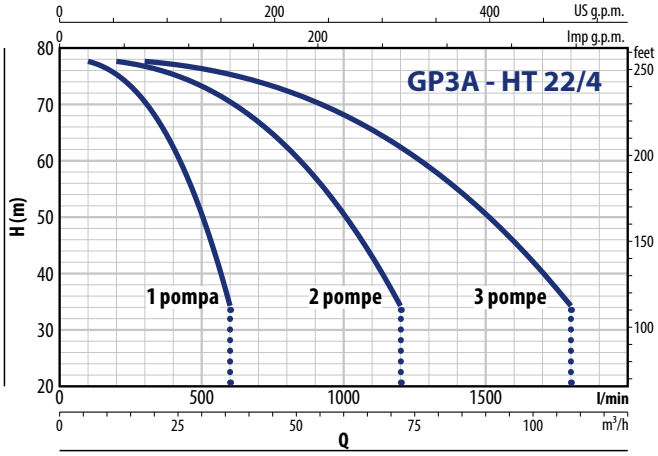

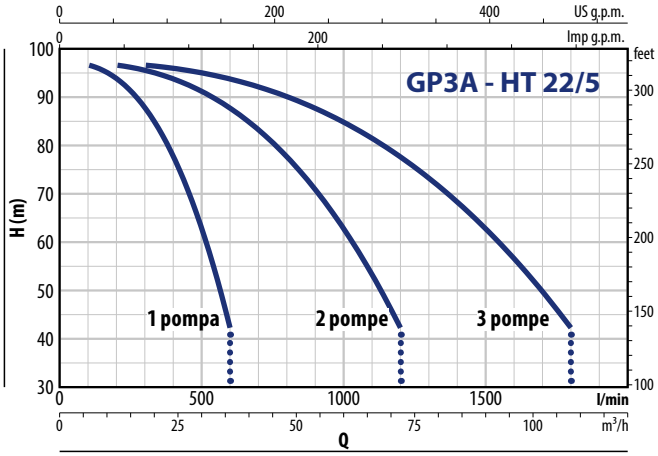

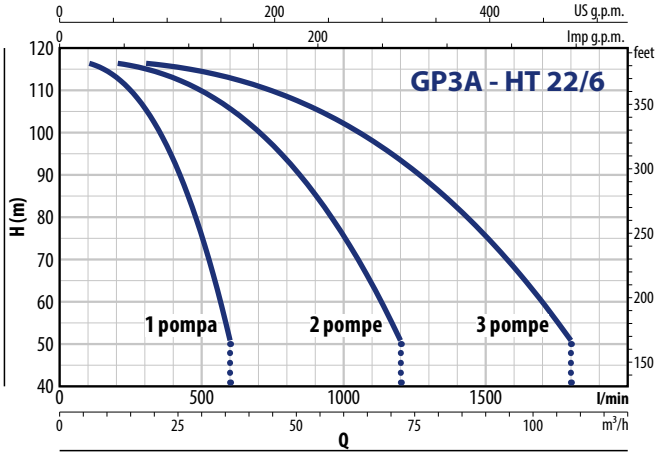

GP3A - HT

CURVE DI PRESTAZIONE

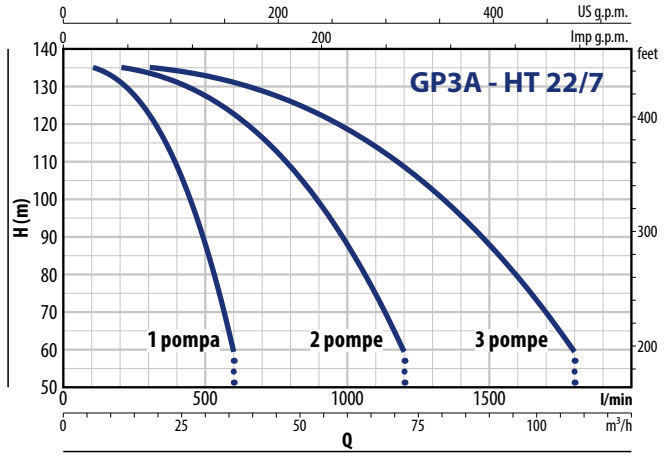

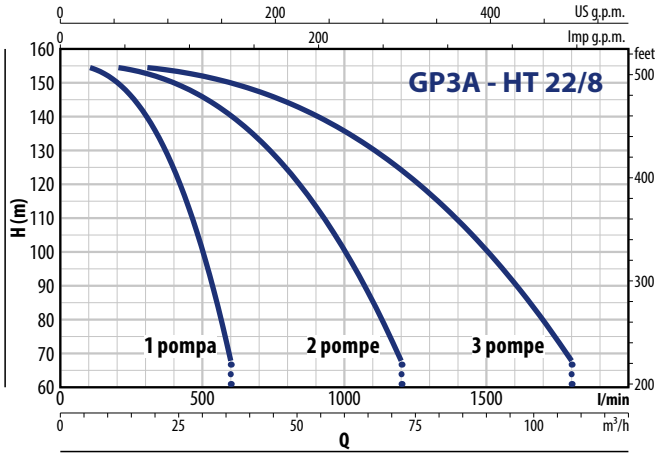

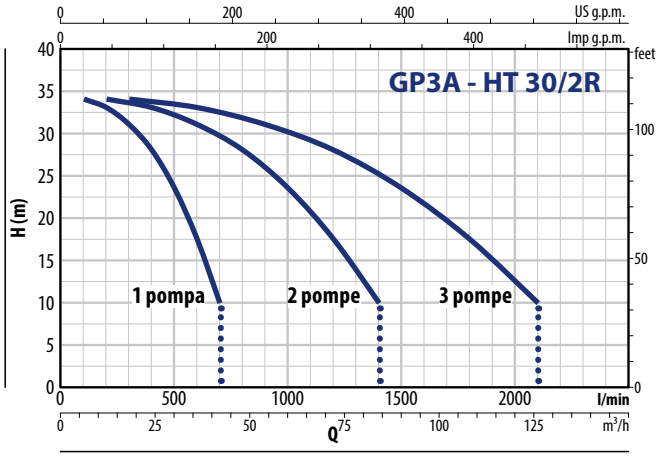

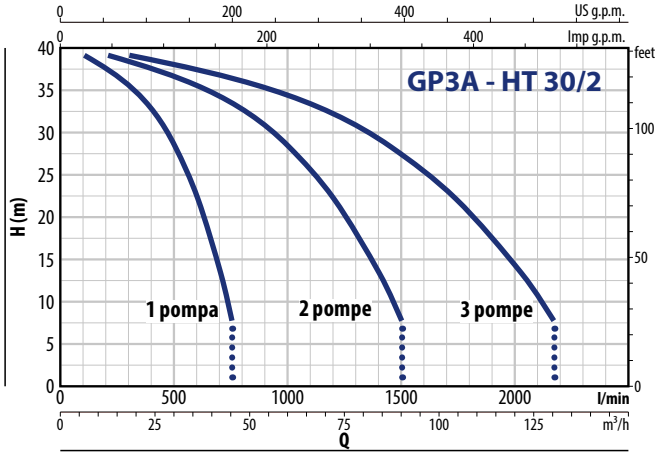

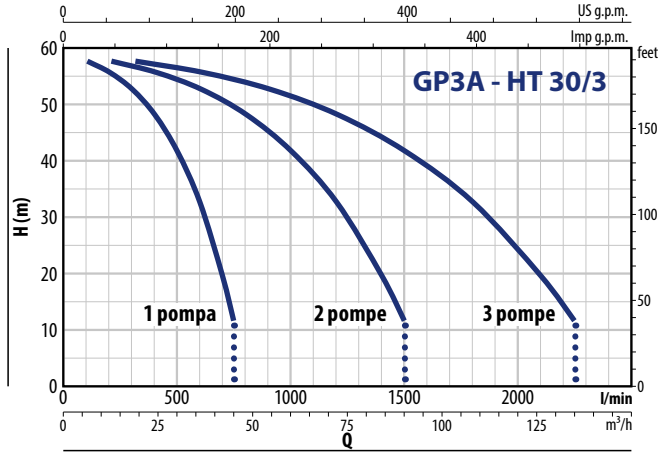

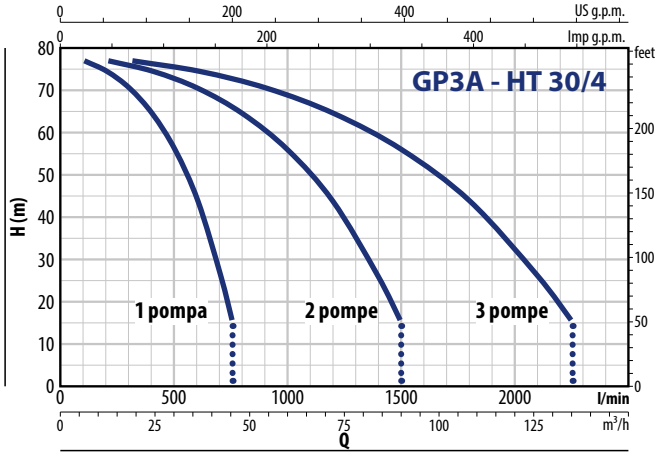

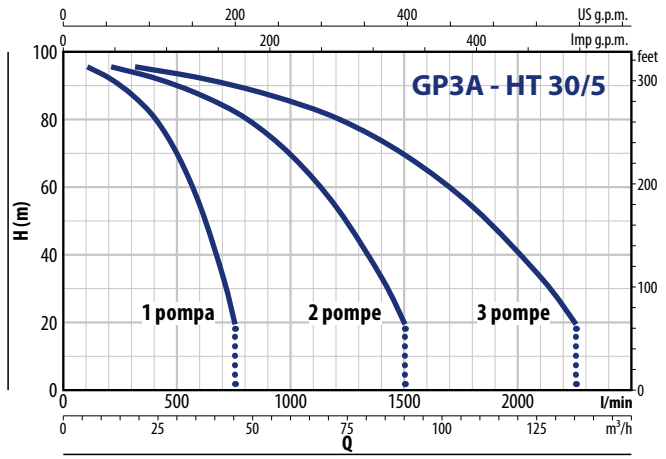

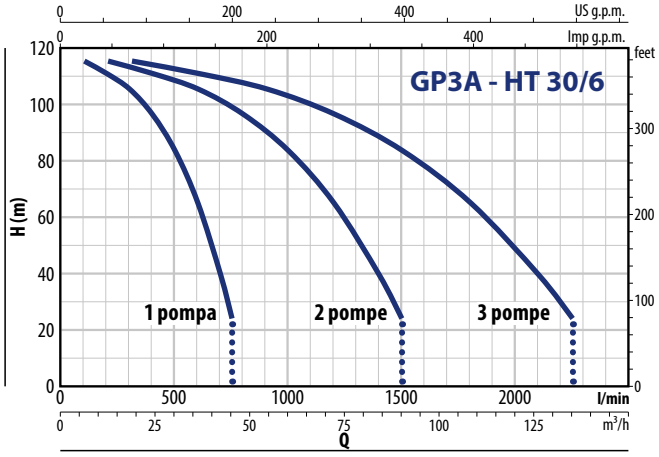

ASSORBIMENTI

TIPO **Monofase**	TENSIONE **230 V**
GP3Am - HT 3/5	–
GP3Am - HT 3/6	–
GP3Am - HT 3/7	–
GP3Am - HT 5/3	–
GP3Am - HT 5/4	–
GP3Am - HT 5/5	–
GP3Am - HT 5/6	–
GP3Am - HT 8/3	–
GP3Am - HT 8/4	–
GP3Am - HT 8/5	–
GP3Am - HT 8/6	3×19.5 A
GP3Am - HT 10/3	3×12.2 A
GP3Am - HT 10/4	–
GP3Am - HT 10/5	3×18.0 A

TIPO **Trifase**	TENSIONE **400 V - ⅄**
GP3A - HT 3/5	–
GP3A - HT 3/6	–
GP3A - HT 3/7	–
GP3A - HT 3/8	–
GP3A - HT 3/9	–
GP3A - HT 3/10	–
GP3A - HT 5/3	–
GP3A - HT 5/4	–
GP3A - HT 5/5	–
GP3A - HT 5/6	–
GP3A - HT 5/7	–
GP3A - HT 5/8	–
GP3A - HT 5/9	–
GP3A - HT 8/3	–
GP3A - HT 8/4	–
GP3A - HT 8/5	3×6.8 A
GP3A - HT 8/6	–
GP3A - HT 8/7	–
GP3A - HT 8/8	3×10.5 A
GP3A - HT 8/9	–
GP3A - HT 8/10	–
GP3A - HT 10/3	3×4.5 A
GP3A - HT 10/4	–
GP3A - HT 10/5	3×6.5 A
GP3A - HT 10/6	–
GP3A - HT 10/7	3×9.5 A
GP3A - HT 10/8	–
GP3A - HT 10/9	3×10.5 A
GP3A - HT 15/2R	–
GP3A - HT 15/3R	3×8.8 A
GP3A - HT 15/3	3×10.0 A
GP3A - HT 15/4	3×12.3 A
GP3A - HT 15/5	–
GP3A - HT 15/6	–
GP3A - HT 15/7	–
GP3A - HT 22/2	–
GP3A - HT 22/3	–
GP3A - HT 22/4	–
GP3A - HT 22/5	–
GP3A - HT 22/6	–
GP3A - HT 22/7	3×26.0 A
GP3A - HT 22/8	–
GP3A - HT 30/2R	–
GP3A - HT 30/2	3×10.5 A
GP3A - HT 30/3	–
GP3A - HT 30/4	3×15.5 A
GP3A - HT 30/5	3×22.0 A
GP3A - HT 30/6	3×25.0 A

GP3A - HT

DIMENSIONI E PESI

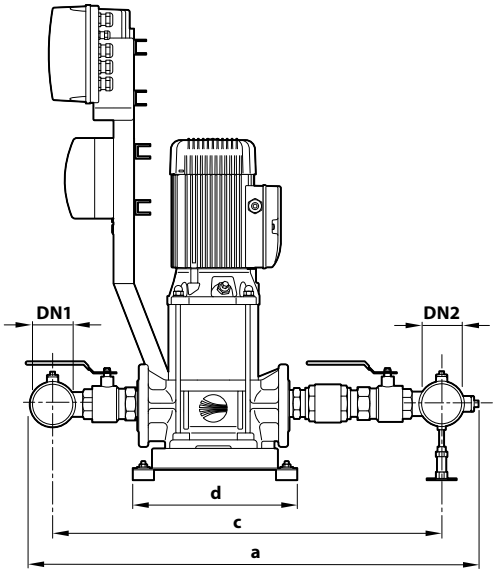

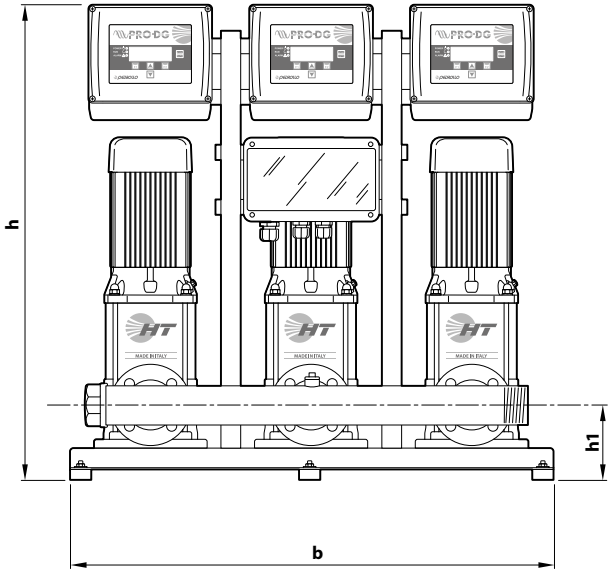

TIPO		BOCCHE		DIMENSIONI mm						kg	
Monofase	**Trifase**	**DN1**	**DN2**	a	b	c	d	h	h1	1~	3~
GP3Am - HT 3/5	**GP3A - HT 3/5**									165	165
GP3Am - HT 3/6	**GP3A - HT 3/6**									169	169
GP3Am - HT 3/7	**GP3A - HT 3/7**	**2½"**	**2½"**	850	870	715	318	892	148	184	184
–	**GP3A - HT 3/8**									–	206
–	**GP3A - HT 3/9**									–	209
–	**GP3A - HT 3/10**									–	211
GP3Am - HT 5/3	**GP3A - HT 5/3**									162	162
GP3Am - HT 5/4	**GP3A - HT 5/4**									168	168
GP3Am - HT 5/5	**GP3A - HT 5/5**									175	175
GP3Am - HT 5/6	**GP3A - HT 5/6**	**2½"**	**2½"**	809	870	674	318	892	148	178	178
–	**GP3A - HT 5/7**									–	204
–	**GP3A - HT 5/8**									–	207
–	**GP3A - HT 5/9**									–	220
GP3Am - HT 8/3	**GP3A - HT 8/3**									176	176
GP3Am - HT 8/4	**GP3A - HT 8/4**									182	182
GP3Am - HT 8/5	**GP3A - HT 8/5**									193	193
GP3Am - HT 8/6	**GP3A - HT 8/6**	**3"**	**3"**	899	870	751	318	892	153	195	195
–	**GP3A - HT 8/7**									–	218
–	**GP3A - HT 8/8**									–	230
–	**GP3A - HT 8/9**									–	233
–	**GP3A - HT 8/10**									–	248
GP3Am - HT 10/3	**GP3A - HT 10/3**									176	176
GP3Am - HT 10/4	**GP3A - HT 10/4**									182	182
GP3Am - HT 10/5	**GP3A - HT 10/5**									193	193
–	**GP3A - HT 10/6**	**3"**	**3"**	899	870	751	318	892	153	–	218
–	**GP3A - HT 10/7**									–	218
–	**GP3A - HT 10/8**									–	231
–	**GP3A - HT 10/9**									–	234

DIMENSIONI E PESI

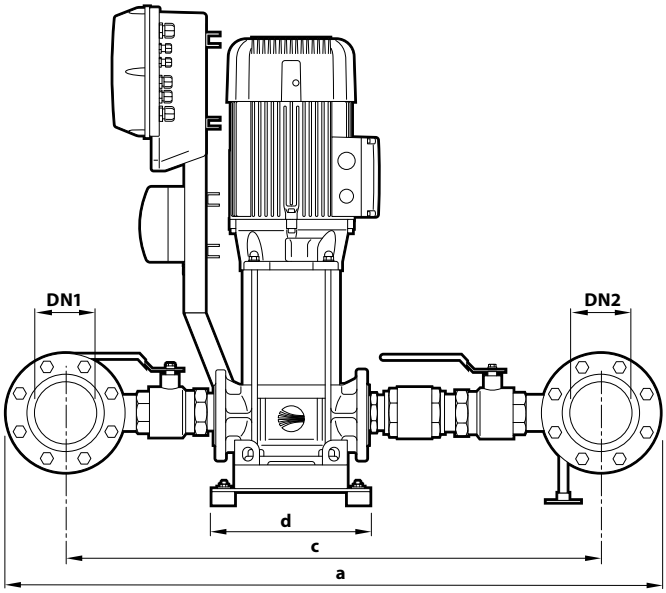

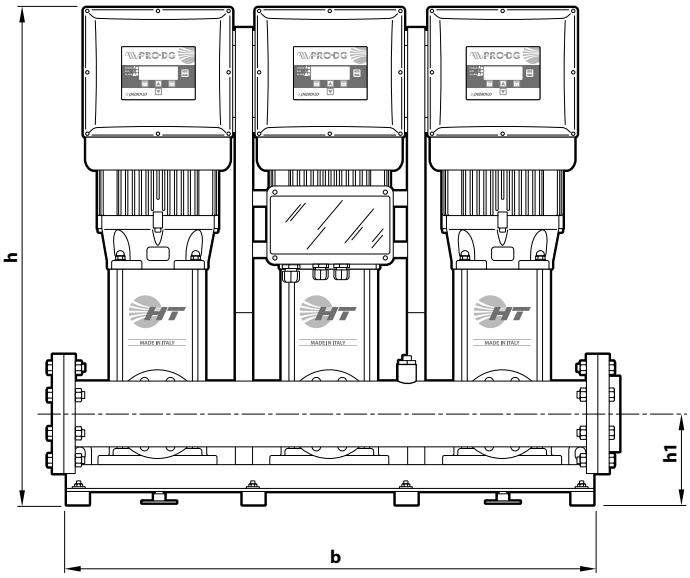

TIPO		BOCCHE		DIMENSIONI mm						kg	
Monofase	**Trifase**	**DN1**	**DN2**	a	b	c	d	h	h1	1~	3~
–	**GP3A - HT 15/2R**									–	330
–	**GP3A - HT 15/3R**							912		–	332
–	**GP3A - HT 15/3**									–	345
–	**GP3A - HT 15/4**	**DN100**	**DN100**	1123	1110	894	328		183	–	374
–	**GP3A - HT 15/5**							1044		–	398
–	**GP3A - HT 15/6**									–	532
–	**GP3A - HT 15/7**									–	533
–	**GP3A - HT 22/2**							912		–	366
–	**GP3A - HT 22/3**									–	380
–	**GP3A - HT 22/4**									–	406
–	**GP3A - HT 22/5**	**DN125**	**DN125**	1421	1110	1164	328	1044	183	–	430
–	**GP3A - HT 22/6**									–	564
–	**GP3A - HT 22/7**									–	589
–	**GP3A - HT 22/8**							1083		–	627
–	**GP3A - HT 30/2R**							1044		–	382
–	**GP3A - HT 30/2**							912		–	391
–	**GP3A - HT 30/3**									–	406
–	**GP3A - HT 30/4**	**DN125**	**DN125**	1377	1110	1120	328		198	–	432
–	**GP3A - HT 30/5**							1044		–	592
–	**GP3A - HT 30/6**									–	594