GP2A Gruppi di pompaggio a velocità variabile

UTILIZZI E INSTALLAZIONI

GP2A è un sistema preassemblato da collegare alla rete idrica oppure a un serbatoio di prima raccolta per l'alimentazione e la pressurizzazione idrica in edifici residenziali, commerciali, pubblici, in alberghi, per l'irrigazione di giardini, parchi e campi sportivi.
GP2A è idoneo per il pompaggio di acqua pulita e soluzioni acquose che non danneggino chimicamente o meccanicamente i materiali utilizzati e non contengano sostanze abrasive o fibrose.

DESCRIZIONE DEL PRODOTTO

GP2A è un sistema di pressurizzazione a velocità variabile **composto da due elettropompe** collegate in parallelo e assemblate in una unità, gestite elettronicamente da due dispositivi **PRO-DG** collegati tra loro, che modulano automaticamente il funzionamento delle pompe in base alle diverse richieste idriche dell'impianto e mantengono la pressione costante.

All'abbassamento della pressione nell'impianto, dovuto al prelievo d'acqua, la prima elettropompa si mette in funzione per soddisfare la portata d'acqua richiesta, mantenendo la pressione al valore di set point; al raggiungimento della massima velocità di rotazione, anche le altre pompe vengono avviate in cascata per garantire il fabbisogno idrico dell'impianto.

CARATTERISTICHE COSTRUTTIVE

- **ELETTROPOMPE** collegate in parallelo mediante collettori in aspirazione e mandata.
  Ogni unità è dotata di valvole a sfera in aspirazione e di valvole a sfera e di non ritorno in mandata.
- **BASAMENTO** realizzato in profilato metallico e dotato di piedini antivibranti.
- **GP2A** sfruttano la tecnologia inverter per garantire una pressione costante dell'impianto. Grazie a un trasduttore che rileva la pressione in tempo reale, il sistema regola continuamente la velocità di rotazione del motore in base alle effettive richieste delle utenze. L'inverter gestisce inoltre il funzionamento alternato delle elettropompe.

  GP2A è predisposto per proteggere il sistema da:
  - marcia a secco
  - sovratensione e sottotensione
- **QUADRO ELETTRICO** con interruttori automatici salvamotore magnetotermici per versioni trifase, interruttori automatici magnetotermici per versioni monofase.
- **LIMITI D'IMPIEGO**
  - Temperatura del liquido da **0 °C** fino a **+60 °C**
  - Temperatura ambiente da **-10 °C** fino a **+40 °C**
  - Pressione massima nel corpo pompa **16 bar**
  - Servizio continuo **S1**
- **ALIMENTAZIONE ELETTRICA**
  - **GP2Am**: monofase 230V ±10% 50/60Hz
  - **GP2A** : trifase 400V ±10% 50/60Hz

GP2A - HT

CAMPO E DATI DI PRESTAZIONE (GP2A-HT 3, HT 5, HT 8, HT 10)

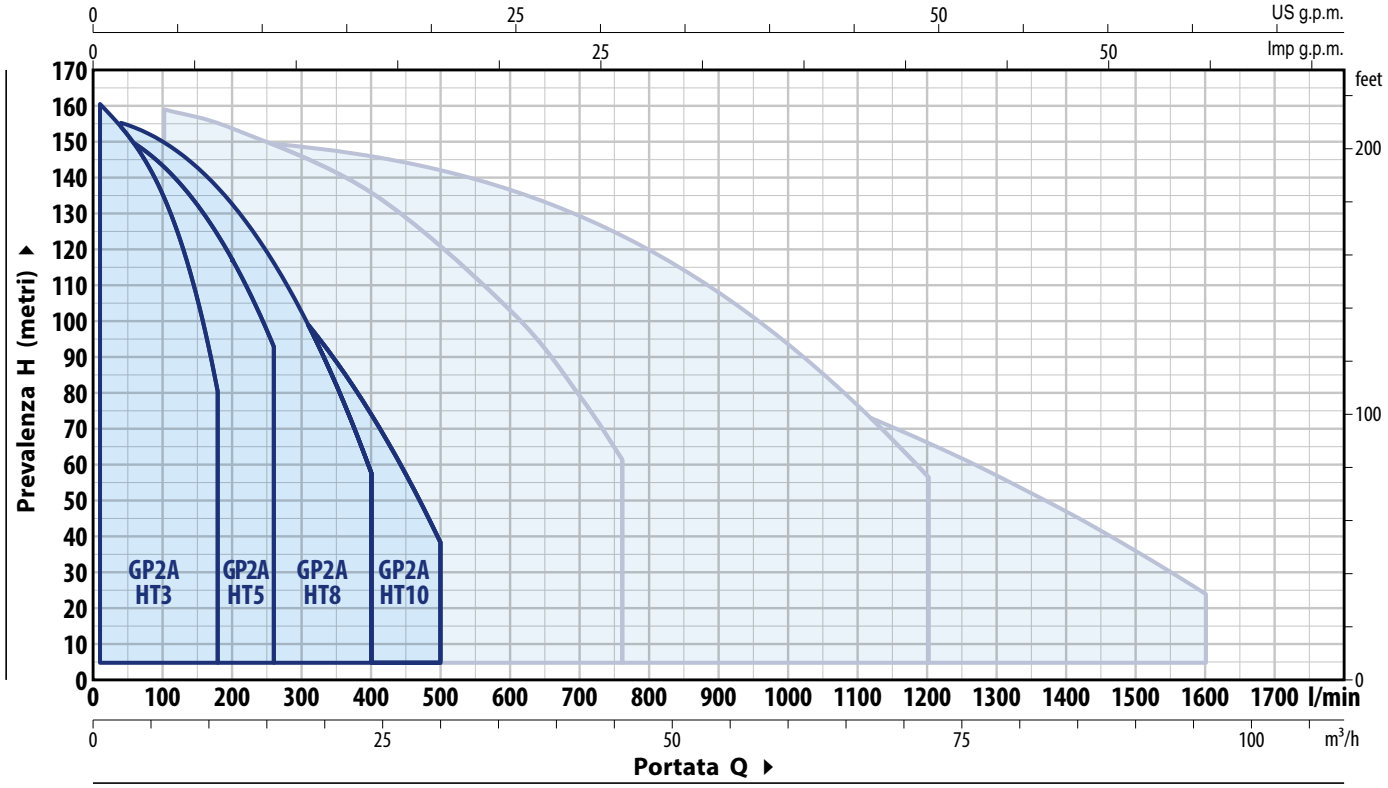

TIPO		POTENZA (P2)		Q m³/h	0	0.3	0.6	1.2	2.4	4.8	7.2	9.6	10.8
Monofase	Trifase	kW	HP	Q l/min	**0**	**5**	**10**	**20**	**40**	**80**	**120**	**160**	**180**
GP2A-HTm 3/5	GP2A-HT 3/5	2×1.1	2×1.5		81	80	80	79	77	71	63	49.5	41
GP2A-HTm 3/6	GP2A-HT 3/6	2×1.5	2×2		97	96	96	95	92	86	75	59	48
GP2A-HTm 3/7	GP2A-HT 3/7	2×1.8	2×2.5	H m	113	112	112	111	108	100	88	69	56
–	GP2A-HT 3/8	2×2.2	2×3		130	128	128	126	123	114	100	79	64
–	GP2A-HT 3/9	2×3	2×4		146	144	144	142	138	129	113	89	72
–	GP2A-HT 3/10	2×3	2×4		–	160	160	158	154	143	126	99	80

TIPO		POTENZA (P2)		Q m³/h	0	0.3	0.6	1.2	2.4	4.8	7.2	9.6	10.8	12	15.6
Monofase	Trifase	kW	HP	Q l/min	**0**	**5**	**10**	**20**	**40**	**80**	**120**	**160**	**180**	**200**	**260**
GP2A-HTm 5/3	GP2A-HT 5/3	2×1.1	2×1.5		51.5	51.5	51.5	51	50.5	49	46.5	43	41	39	31
GP2A-HTm 5/4	GP2A-HT 5/4	2×1.5	2×2		68.5	68.5	68.5	68	67	65	62	57.5	55	52	41
GP2A-HTm 5/5	GP2A-HT 5/5	2×1.8	2×2.5		86	85	85	85	84	81	77	72	68.5	65	51.5
GP2A-HTm 5/6	GP2A-HT 5/6	2×2.2	2×3	H m	103	103	103	102	101	98	93	86	82	78	62
–	GP2A-HT 5/7	2×3	2×4		120	120	120	119	118	114	108	101	96	91	72
–	GP2A-HT 5/8	2×3	2×4		137	137	137	136	134	130	124	115	110	104	82
–	GP2A-HT 5/9	2×4	2×5.5		154	154	154	153	151	146	139	129	124	117	93

TIPO		POTENZA (P2)		Q m³/h	0	1.2	2.4	4.8	7.2	9.6	12	14.4	16.8	19.2	21.6	24
Monofase	Trifase	kW	HP	Q l/min	**0**	**20**	**40**	**80**	**120**	**160**	**200**	**240**	**280**	**320**	**360**	**400**
GP2A-HTm 8/3	GP2A-HT 8/3	2×1.1	2×1.5		47	46.5	46.5	45.5	44	42	39.5	36.5	32.5	28	23.1	17
GP2A-HTm 8/4	GP2A-HT 8/4	2×1.5	2×2		62.5	62	62	60.5	58.5	56	53	48.5	43.5	37.5	31	23
GP2A-HTm 8/5	GP2A-HT 8/5	2×1.8	2×2.5		78	77.5	77.5	76	73	70	66	61	54.5	47	38.5	28.5
GP2A-HTm 8/6	GP2A-HT 8/6	2×2.2	2×3	H m	94	93	93	91	88	84	79	73	65.5	56.5	46	34.5
–	GP2A-HT 8/7	2×3	2×4		109	108	108	106	103	98	92	85	76	66	54	40
–	GP2A-HT 8/8	2×4	2×5.5		125	124	124	121	117	112	106	97	87	75	61.5	45.5
–	GP2A-HT 8/9	2×4	2×5.5		141	139	139	136	132	126	119	109	98	85	69	51.5
–	GP2A-HT 8/10	2×5.5	2×7.5		156	155	155	152	147	140	132	122	109	94	77	57

TIPO		POTENZA (P2)		Q m³/h	0	1.8	3.6	6	7.2	9.6	14.4	18	20.4	24	26.4	30
Monofase	Trifase	kW	HP	Q l/min	**0**	**30**	**60**	**100**	**120**	**160**	**240**	**300**	**340**	**400**	**440**	**500**
GP2A-HTm 10/3	GP2A-HT 10/3	2×1.5	2×2		47	45.5	45.5	44	43.5	42	38	33.5	30.5	24.7	20.3	13
GP2A-HTm 10/4	GP2A-HT 10/4	2×1.8	2×2.5		62	61	61	59	58	56	50.5	45	40.5	33	27	18
GP2A-HTm 10/5	GP2A-HT 10/5	2×2.2	2×3		77	75.5	75.5	74	73	70	63	56	50.5	41	34	21.5
–	GP2A-HT 10/6	2×3	2×4	H m	93	91	91	88	87	84	76	67.5	61	49.5	40.5	26
–	GP2A-HT 10/7	2×3	2×4		108	106	106	103	102	98	88	79	71	57.5	47.5	30
–	GP2A-HT 10/8	2×4	2×5.5		124	121	121	118	116	112	101	90	81	66	54.5	34.5
–	GP2A-HT 10/9	2×4	2×5.5		139	136	136	133	131	126	113	101	91	74	61	38.5

Q = Portata **H** = Prevalenza manometrica totale

※ **I dati rappresentati nel diagramma e nelle tabelle, indicano le prestazioni con 2 pompe in funzionamento**

GP2A - HT

CAMPO E DATI DI PRESTAZIONE (GP2A-HT 15, HT 22, HT 30)

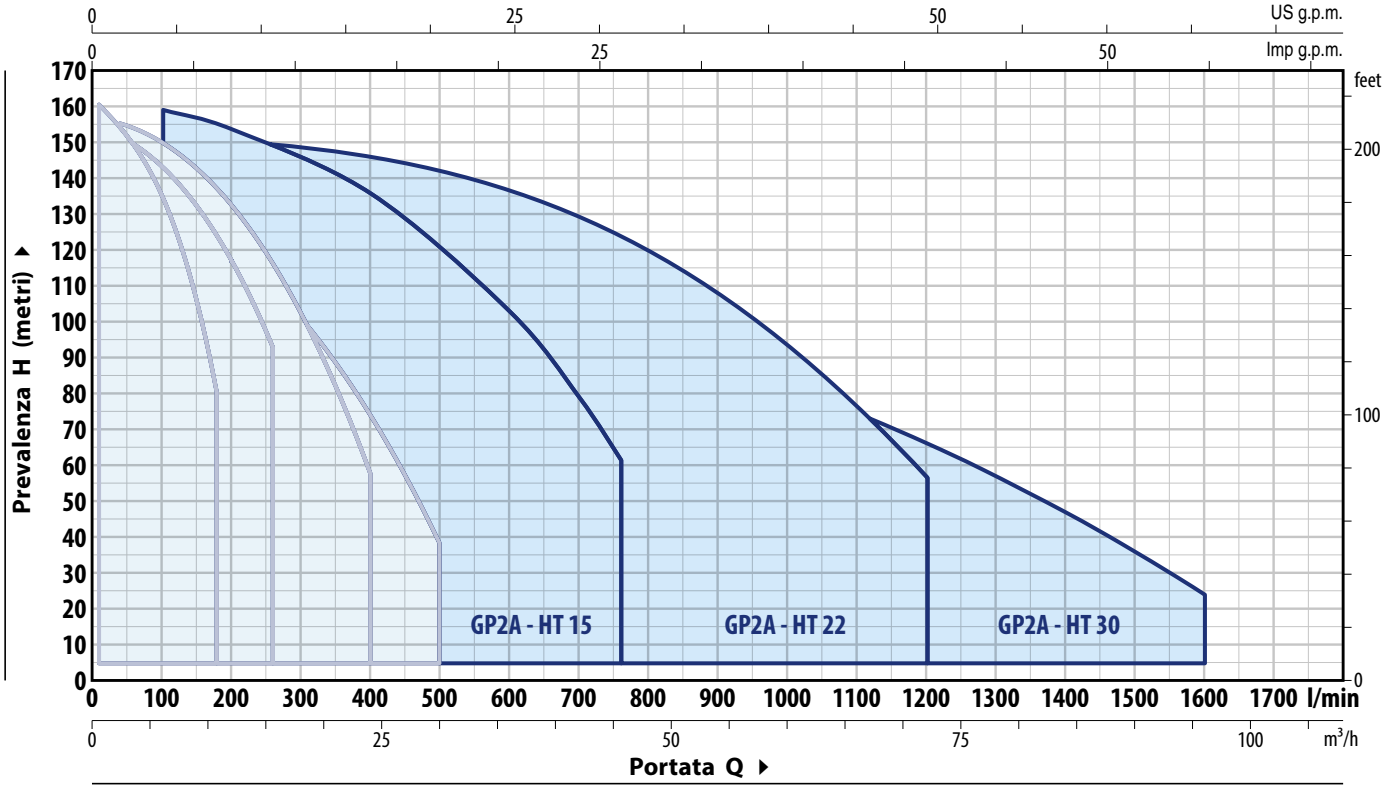

TIPO Trifase	POTENZA (P2) kW	HP	Q m³/h / l/min	0 / **0**	3 / **50**	6 / **100**	9 / **150**	12 / **200**	18 / **300**	24 / **400**	36 / **600**	42 / **700**	45.6 / **760**
GP2A-HT 15/2R	2×2.2	2×3		44	43	43	42.5	41.5	39.5	36.5	27.5	20.5	
GP2A-HT 15/3R	2×3	2×4		64.5	62.5	62.5	61.5	60.5	57	52	37.5	27	
GP2A-HT 15/3	2×4	2×5.5		72	70	70	69	67.5	64.5	59.5	45	34.5	27
GP2A-HT 15/4	2×5.5	2×7.5	**H** m	96	93	93	92	90.5	86	79.5	60.5	46	36
GP2A-HT 15/5	2×7.5	2×10		120	117	117	115	113	107.5	99.5	75.5	58	45
GP2A-HT 15/6	2×9.2	2×12.5		140	137	137	134.5	132	125.5	116.5	88	67.5	53
GP2A-HT 15/7	2×9.2	2×12.5		–	160	160	157	154	146.5	136	103	79	61.5

TIPO Trifase	POTENZA (P2) kW	HP	Q m³/h / l/min	0 / **0**	6 / **100**	12 / **200**	24 / **400**	36 / **600**	42 / **700**	48 / **800**	60 / **1000**	72 / **1200**
GP2A-HT 22/2	2×3	2×4		39	39	39	38	35.5	33.5	31.5	25.4	17.5
GP2A-HT 22/3	2×4	2×5.5		59	58.5	58.5	56.5	53	50.5	47	38	26
GP2A-HT 22/4	2×5.5	2×7.5		78	78	78	76	71	67	62.5	51	34.5
GP2A-HT 22/5	2×7.5	2×10	**H** m	98	97	97	95	88	84	78	63.5	43
GP2A-HT 22/6	2×9.2	2×12.5		118	117	117	113	106	101	94	76	52
GP2A-HT 22/7	2×11	2×15		137	136	136	132	124	118	110	89	60.5
GP2A-HT 22/8	2×15	2×20		157	156	156	151	142	134	125	102	69

TIPO Trifase	POTENZA (P2) kW	HP	Q m³/h / l/min	0 / **0**	6 / **100**	12 / **200**	24 / **400**	36 / **600**	48 / **800**	60 / **1000**	72 / **1200**	84 / **1400**	90 / **1500**
GP2A-HT 30/2R	2×3	2×4		35	34	34	33	31	28	23.5	17.5	10	
GP2A-HT 30/2	2×4	2×5.5		40	38.5	38.5	37	35.5	32.5	28	22	13.5	8
GP2A-HT 30/3	2×5.5	2×7.5		60	58	58	56	53	48.5	42	33	20	12
GP2A-HT 30/4	2×7.5	2×10	**H** m	80	77	77	74.5	70.5	64.5	56	44	26.5	16
GP2A-HT 30/5	2×9.2	2×12.5		100	96.5	96.5	93	88	81	70	54.5	33.5	20
GP2A-HT 30/6	2×11	2×15		120	116	116	111.5	106	97	84	65.5	40	24.5

Q = Portata **H** = Prevalenza manometrica totale

※ **I dati rappresentati nel diagramma e nelle tabelle, indicano le prestazioni con 2 pompe in funzionamento**

CURVE DI PRESTAZIONE

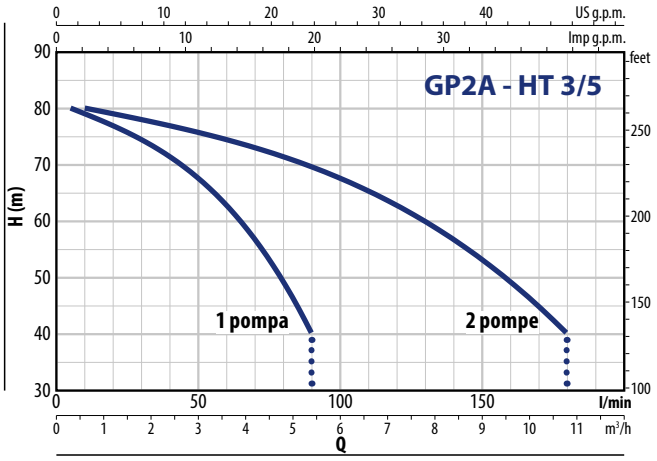

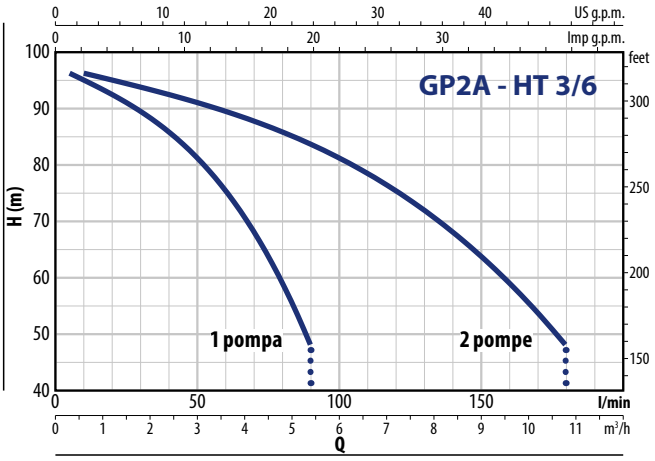

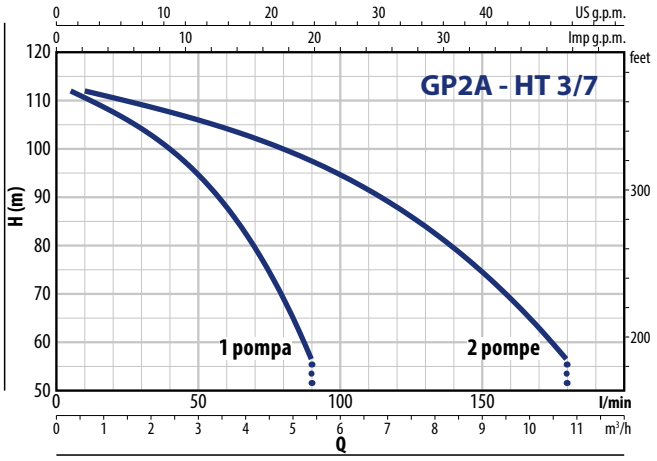

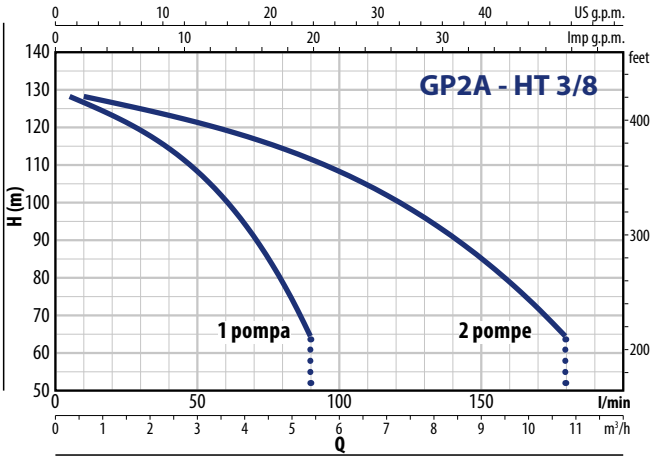

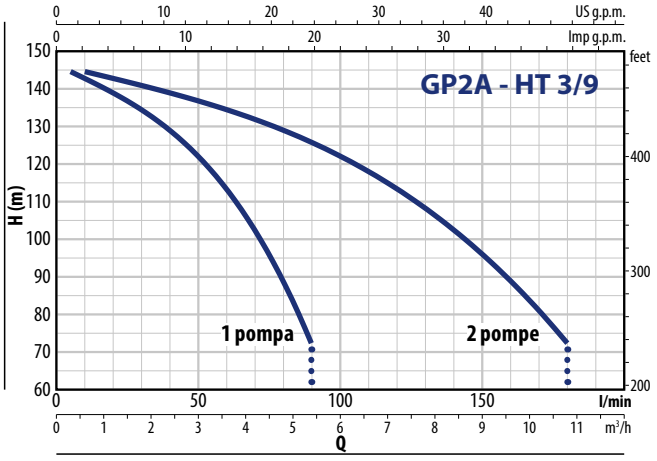

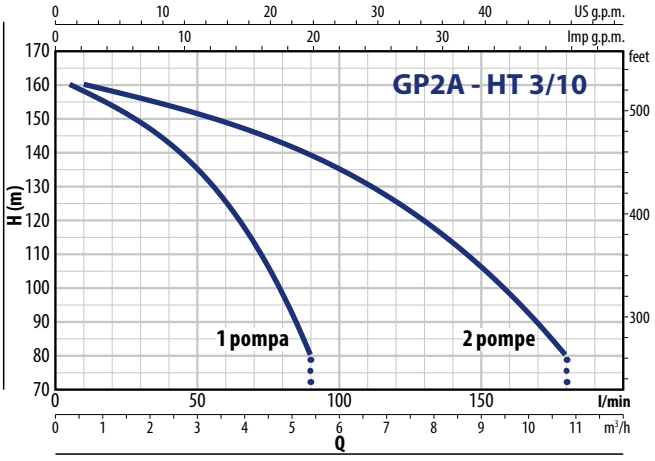

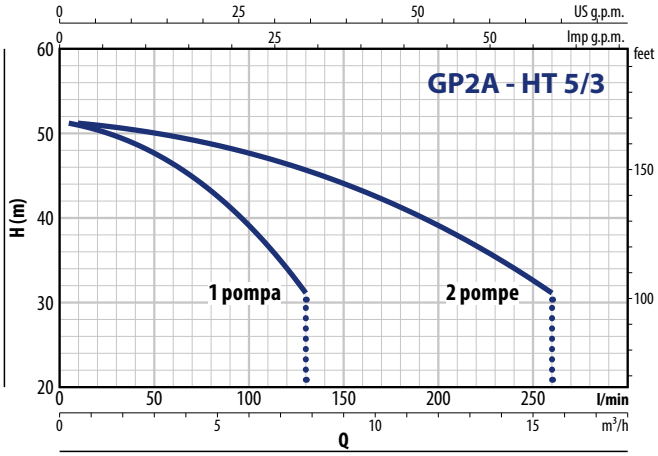

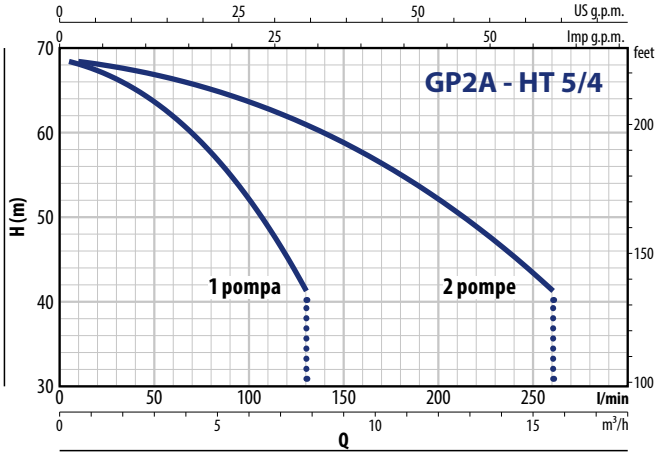

GP2A - HT

CURVE DI PRESTAZIONE

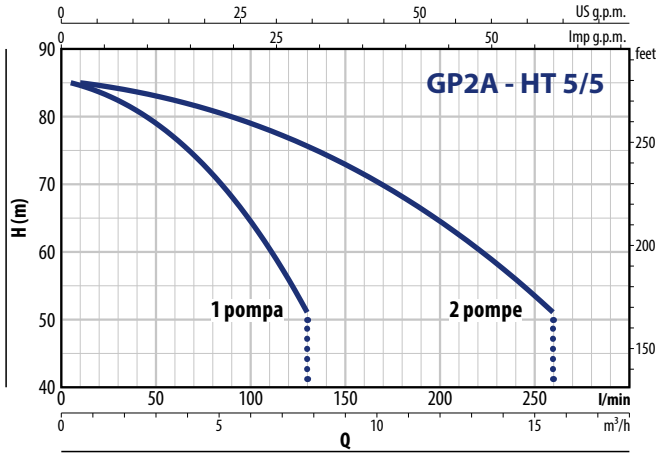

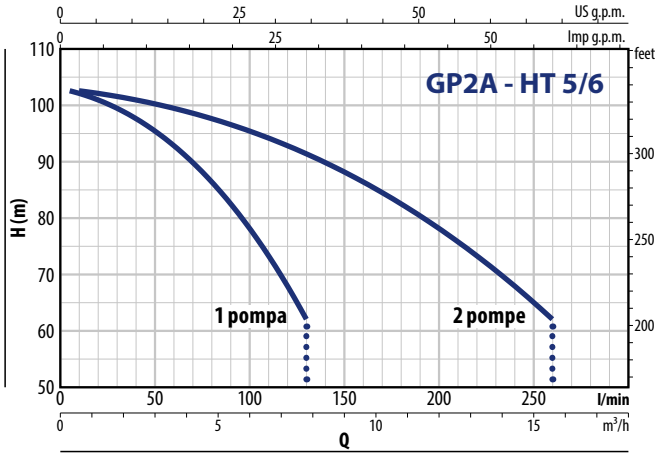

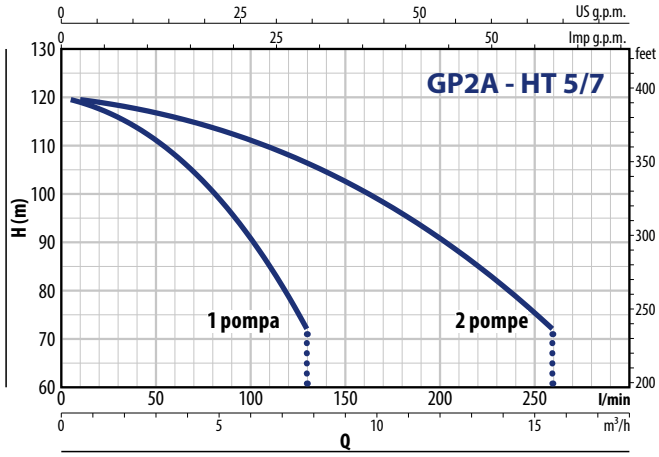

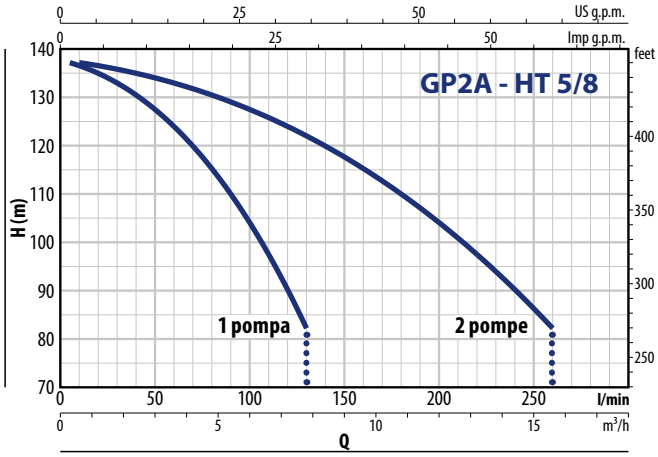

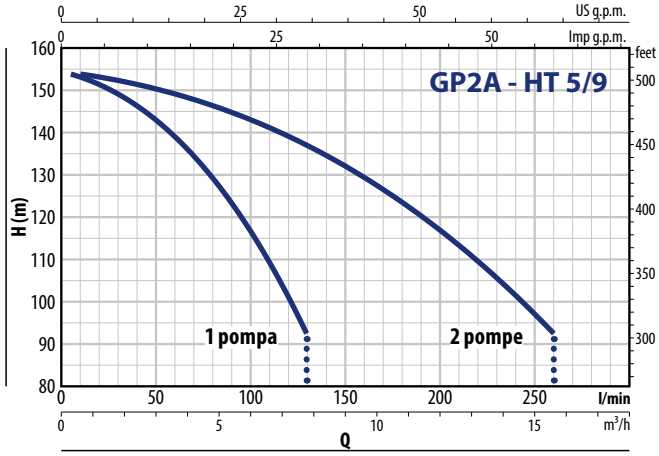

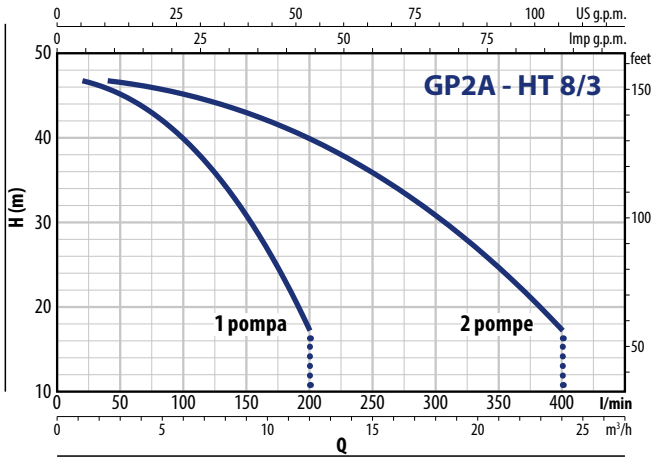

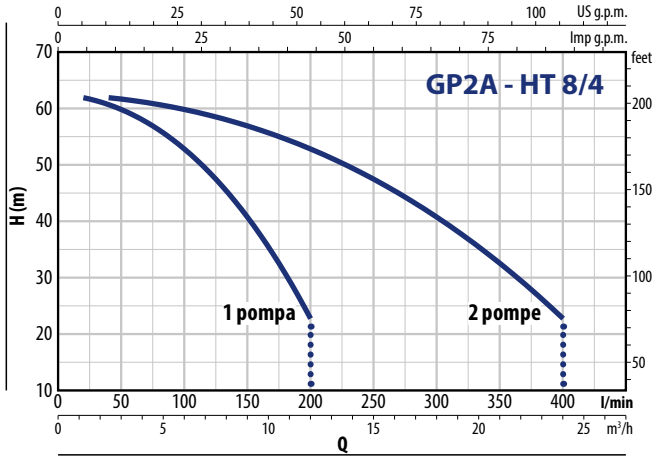

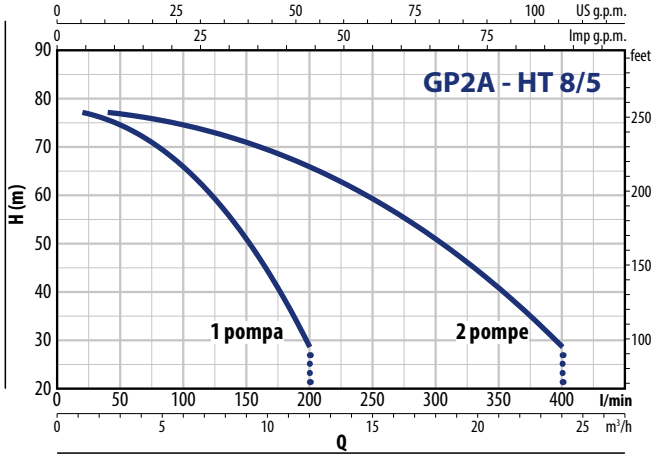

CURVE DI PRESTAZIONE

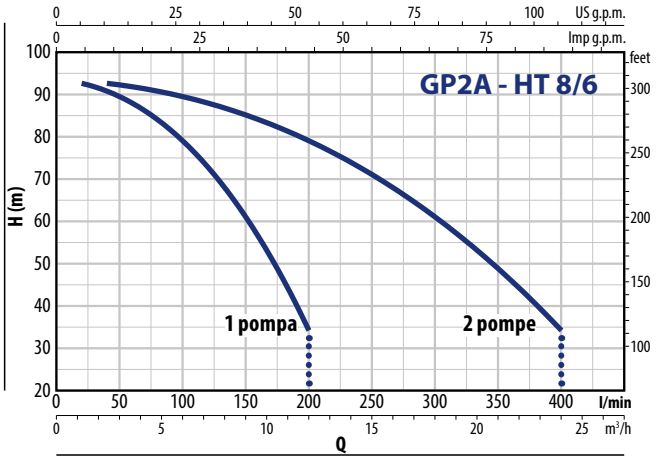

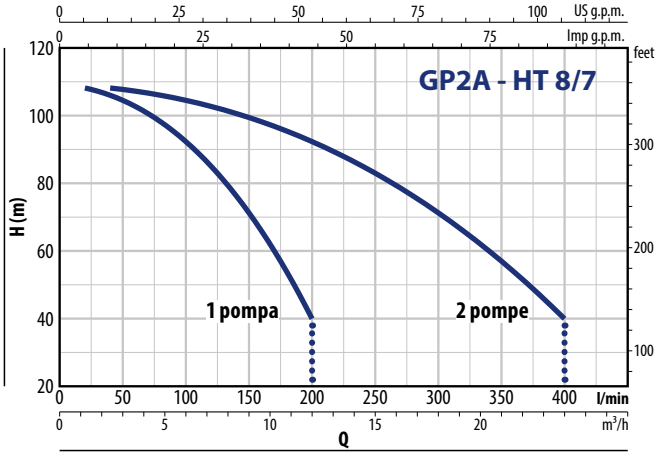

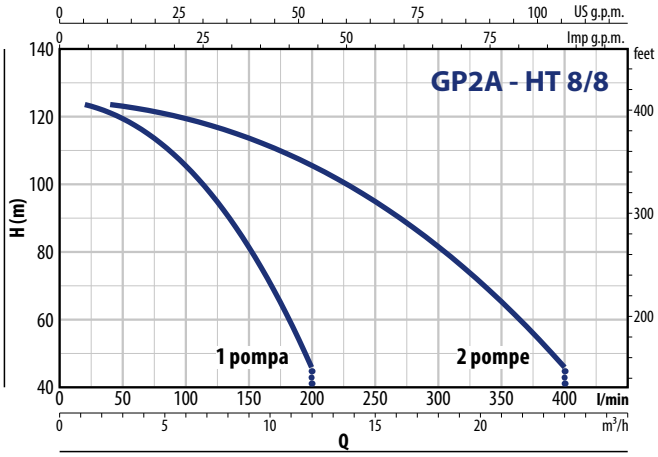

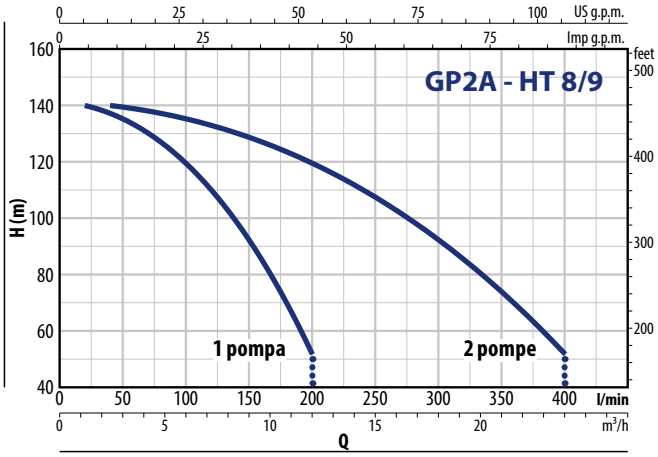

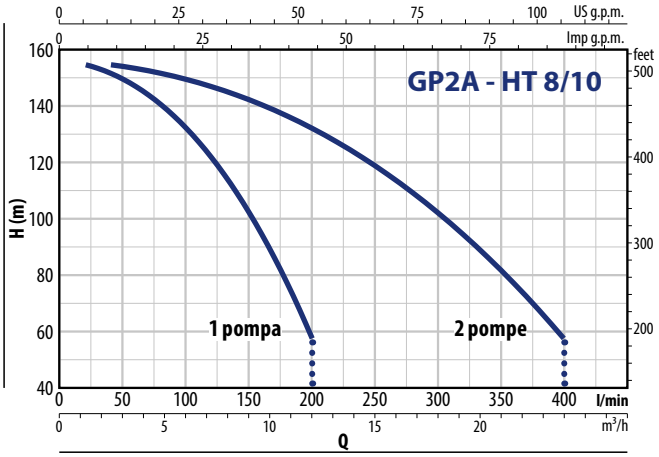

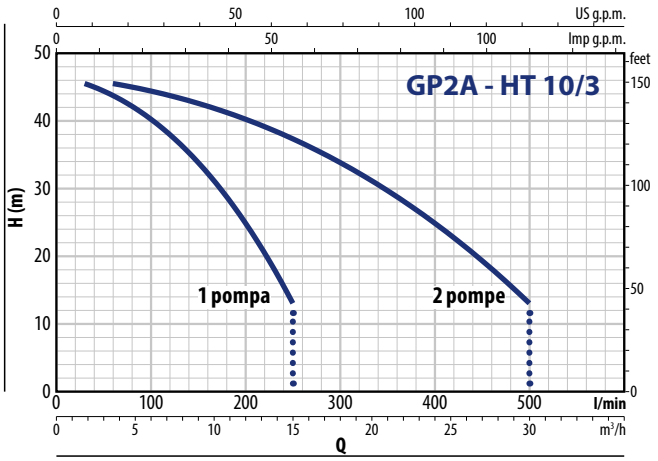

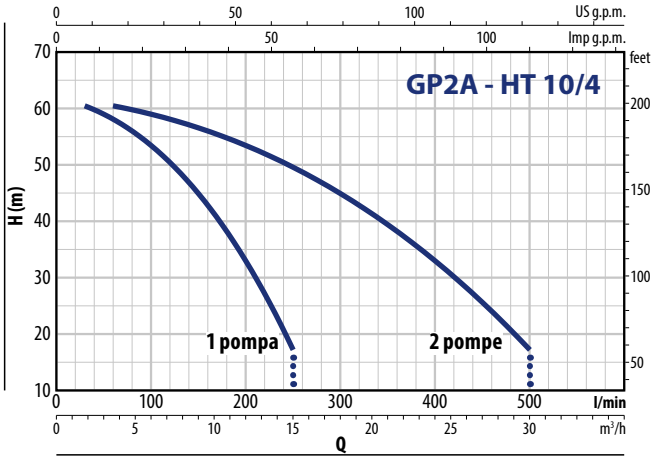

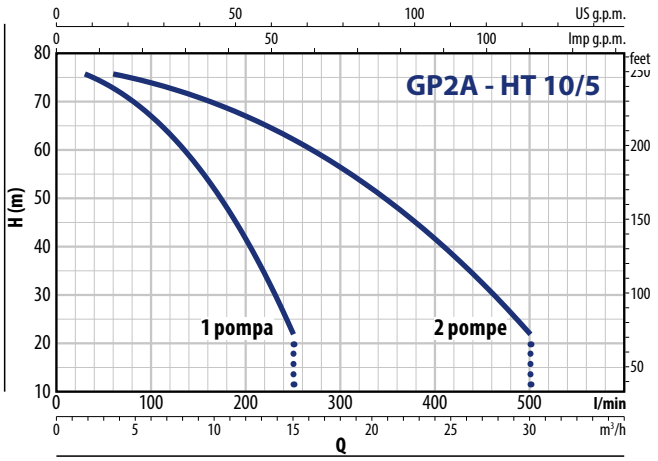

GP2A - HT

CURVE DI PRESTAZIONE

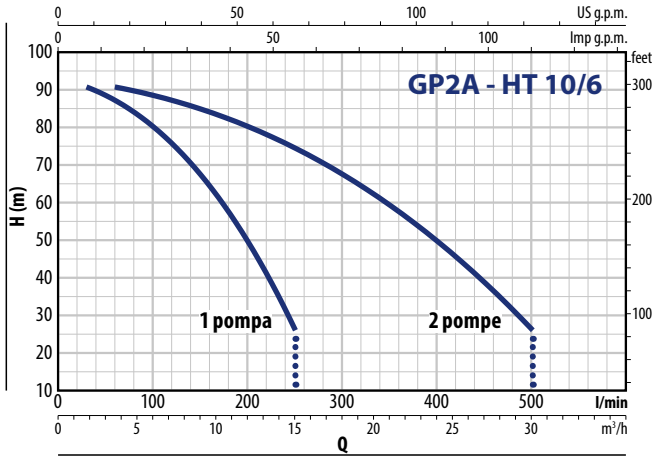

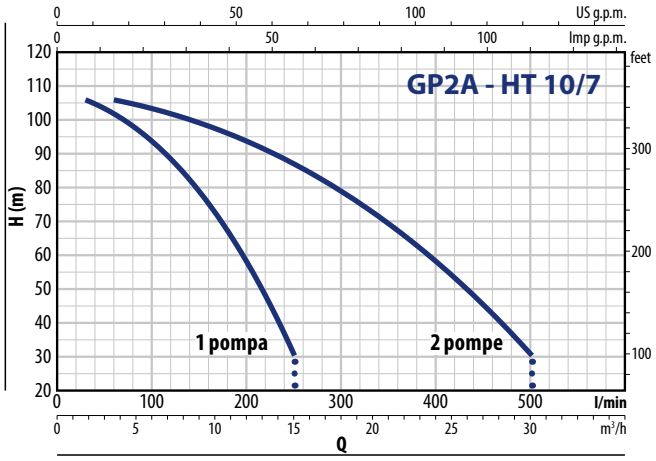

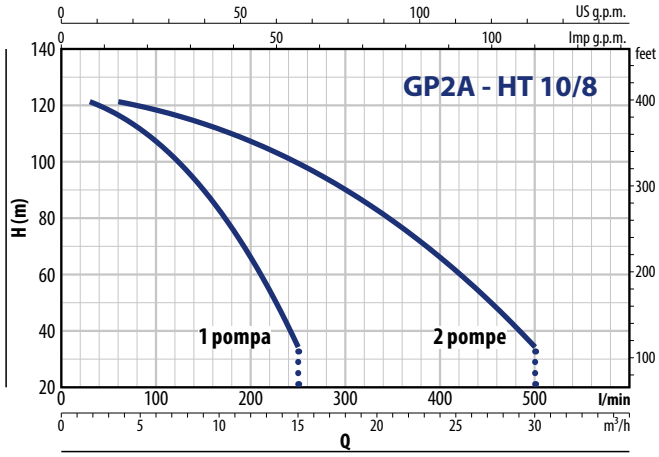

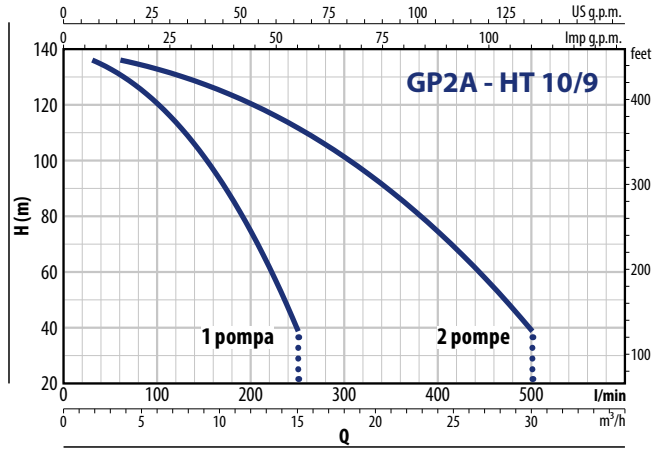

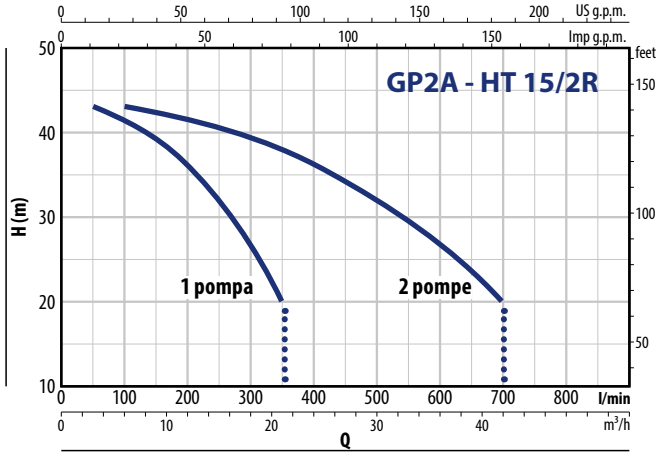

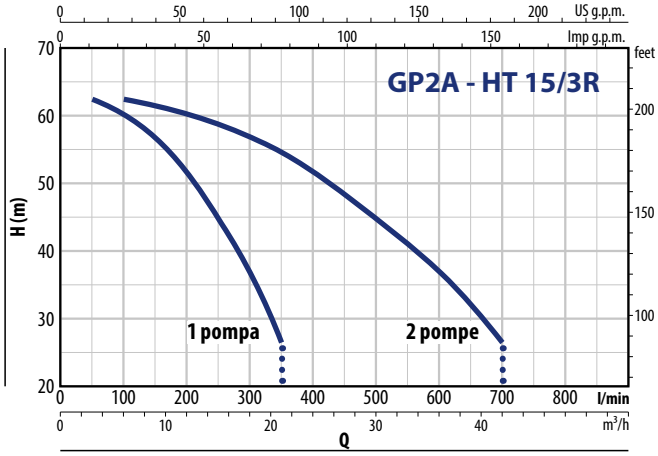

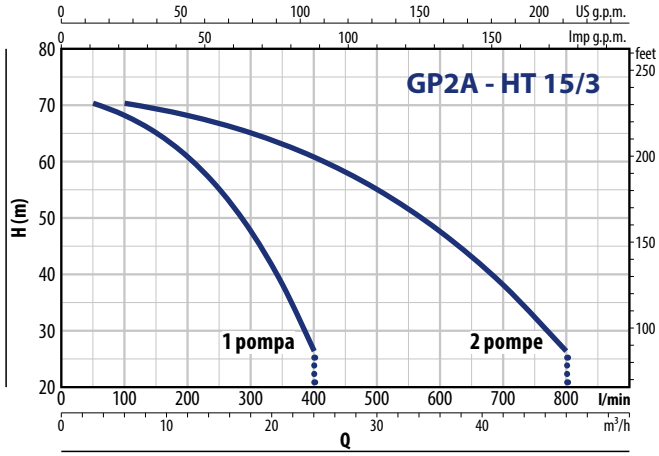

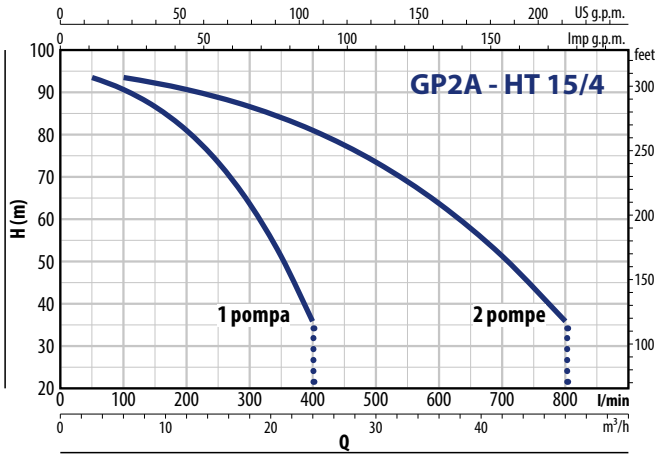

CURVE DI PRESTAZIONE

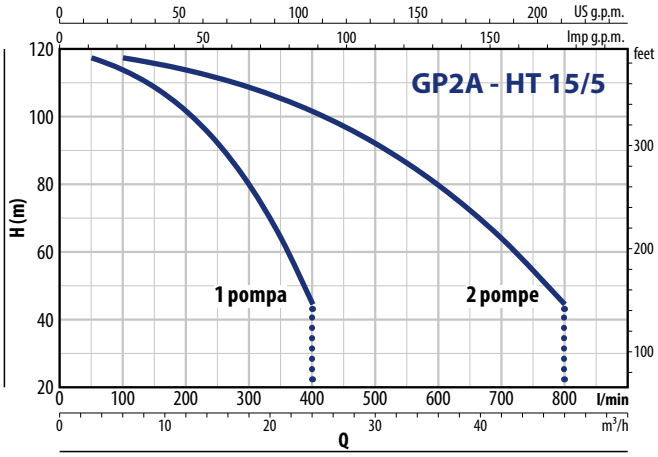

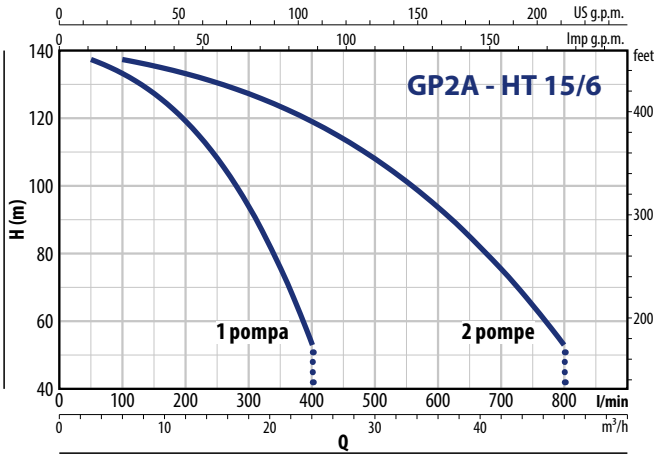

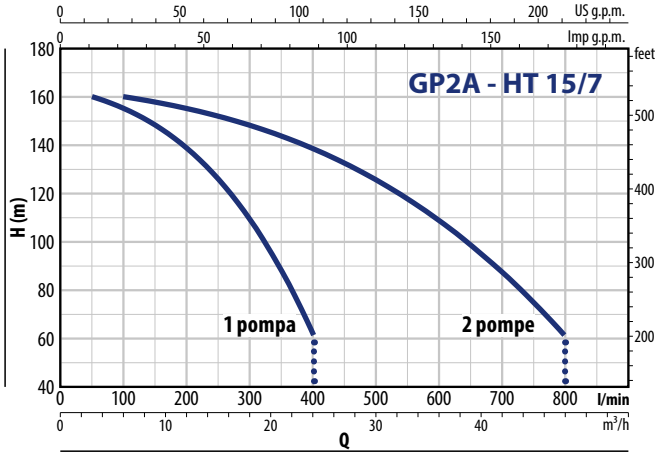

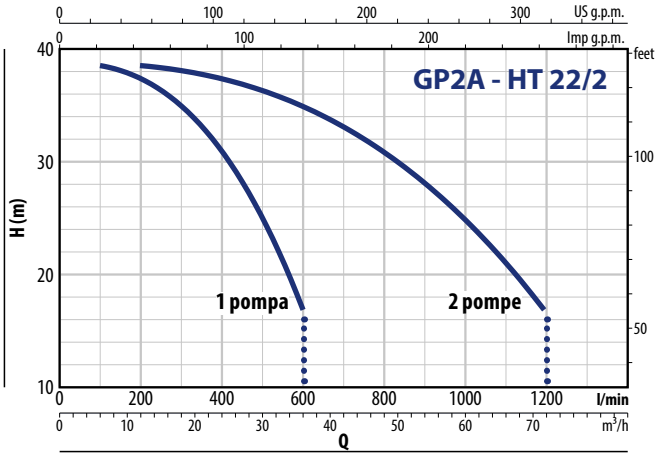

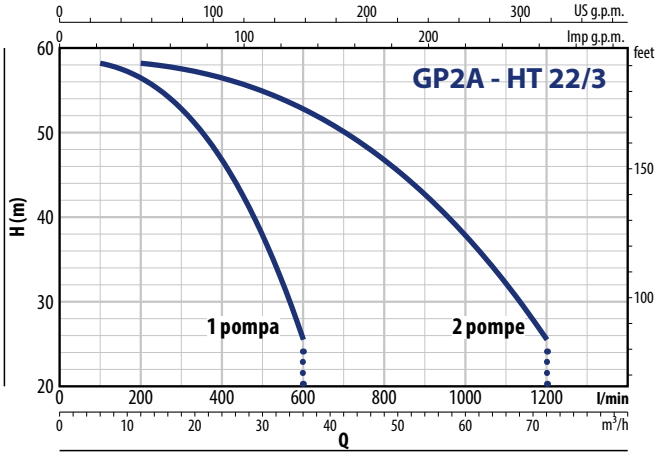

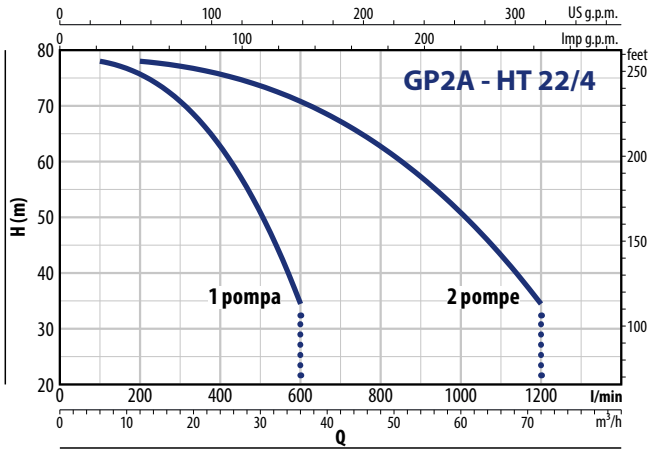

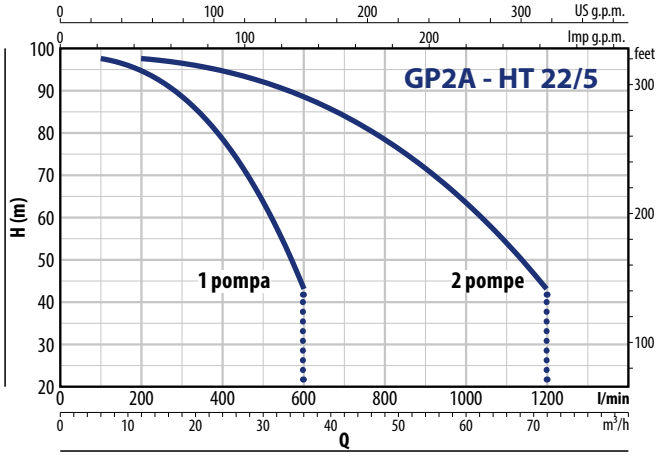

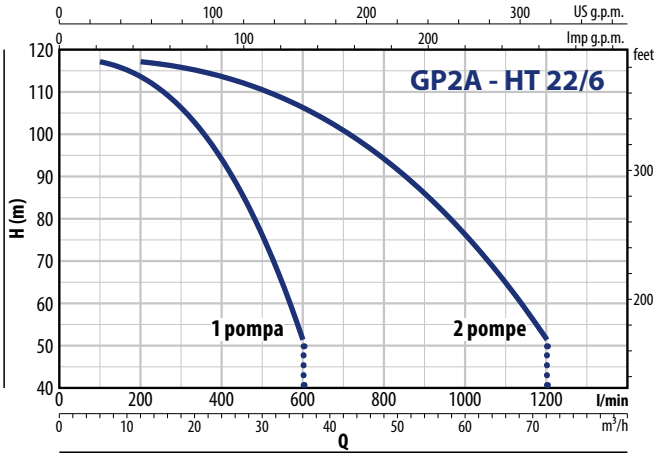

GP2A - HT

CURVE DI PRESTAZIONE

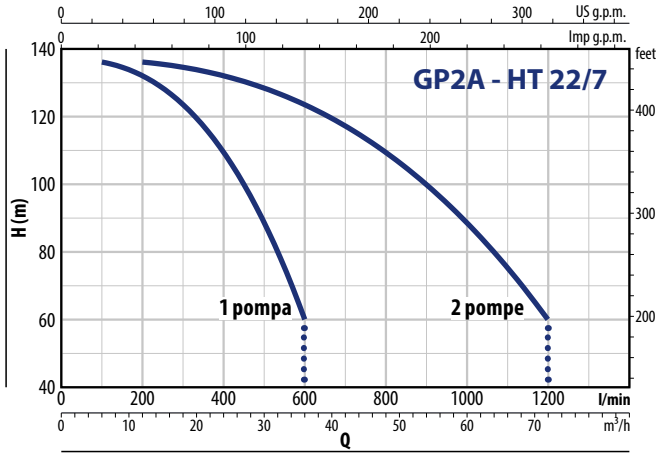

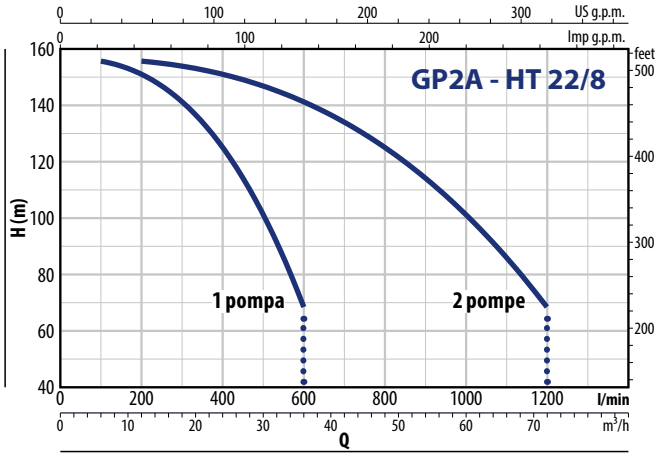

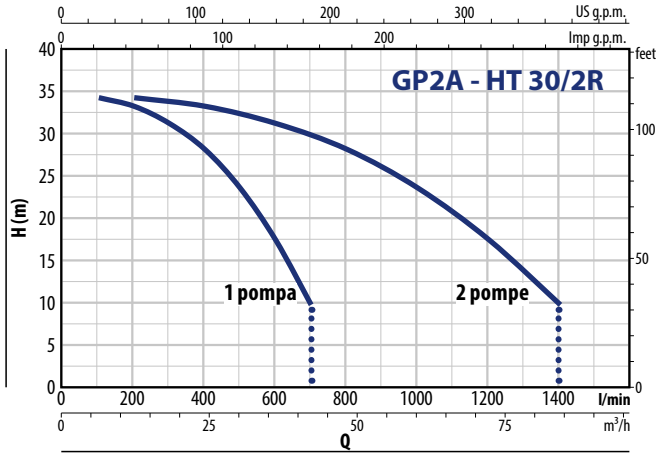

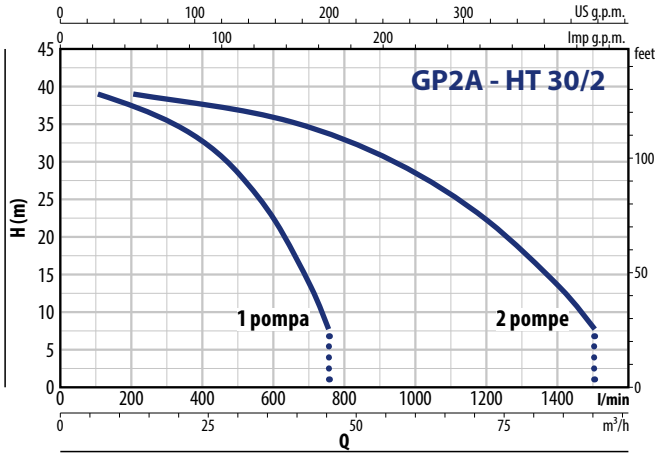

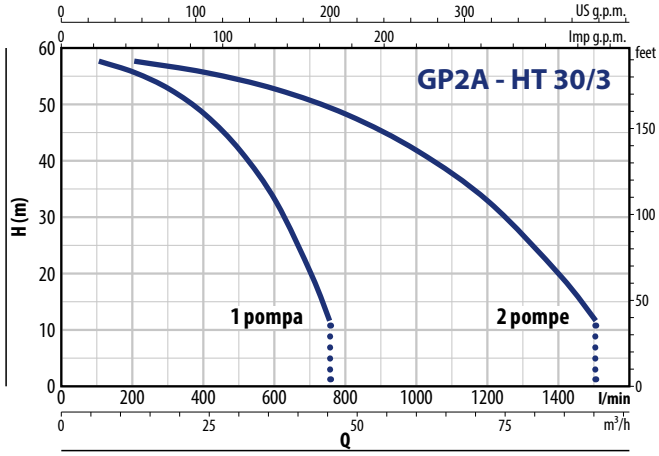

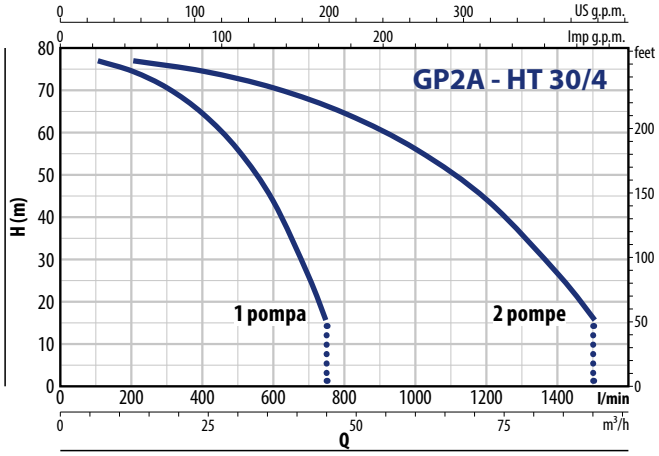

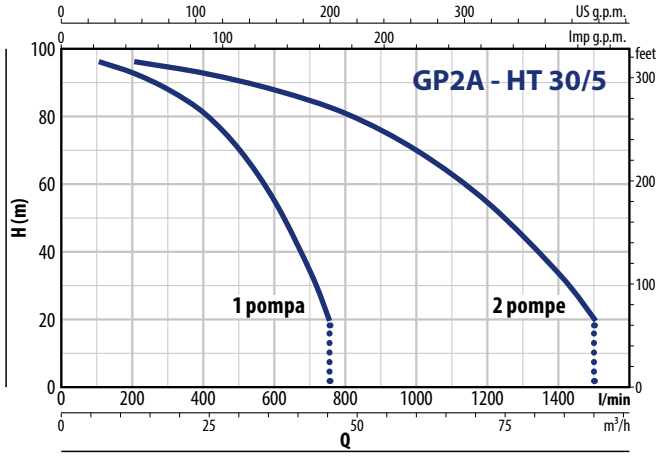

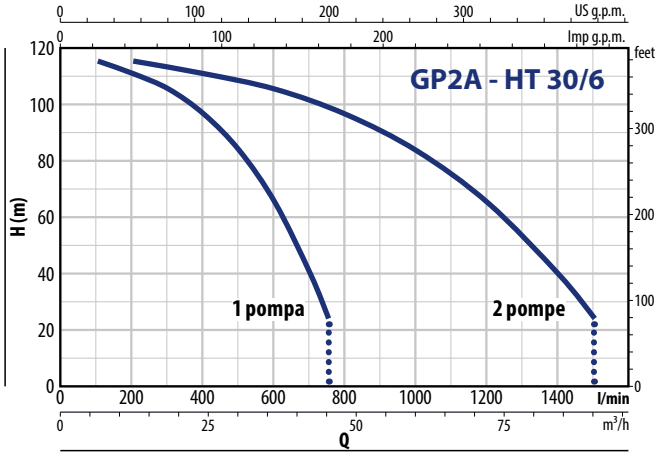

ASSORBIMENTI

TIPO **Monofase**	TENSIONE **230 V**
GP2Am - HT 3/5	–
GP2Am - HT 3/6	–
GP2Am - HT 3/7	–
GP2Am - HT 5/3	–
GP2Am - HT 5/4	–
GP2Am - HT 5/5	–
GP2Am - HT 5/6	–
GP2Am - HT 8/3	–
GP2Am - HT 8/4	–
GP2Am - HT 8/5	–
GP2Am - HT 8/6	2×19.5 A
GP2Am - HT 10/3	2×12.2 A
GP2Am - HT 10/4	–
GP2Am - HT 10/5	2×18.0 A

TIPO **Trifase**	TENSIONE **400 V - ⅄**
GP2A - HT 3/5	–
GP2A - HT 3/6	–
GP2A - HT 3/7	–
GP2A - HT 3/8	–
GP2A - HT 3/9	–
GP2A - HT 3/10	–
GP2A - HT 5/3	–
GP2A - HT 5/4	–
GP2A - HT 5/5	–
GP2A - HT 5/6	–
GP2A - HT 5/7	–
GP2A - HT 5/8	–
GP2A - HT 5/9	–
GP2A - HT 8/3	–
GP2A - HT 8/4	–
GP2A - HT 8/5	2×6.8 A
GP2A - HT 8/6	–
GP2A - HT 8/7	–
GP2A - HT 8/8	2×10.5 A
GP2A - HT 8/9	–
GP2A - HT 8/10	–
GP2A - HT 10/3	2×4.5 A
GP2A - HT 10/4	–
GP2A - HT 10/5	2×6.5 A
GP2A - HT 10/6	–
GP2A - HT 10/7	2×9.5 A
GP2A - HT 10/8	–
GP2A - HT 10/9	2×10.5 A
GP2A - HT 15/2R	–
GP2A - HT 15/3R	2×8.8 A
GP2A - HT 15/3	2×10.0 A
GP2A - HT 15/4	2×12.3 A
GP2A - HT 15/5	–
GP2A - HT 15/6	–
GP2A - HT 15/7	–
GP2A - HT 22/2	–
GP2A - HT 22/3	–
GP2A - HT 22/4	–
GP2A - HT 22/5	–
GP2A - HT 22/6	–
GP2A - HT 22/7	2×26.0 A
GP2A - HT 22/8	–
GP2A - HT 30/2R	–
GP2A - HT 30/2	2×10.5 A
GP2A - HT 30/3	–
GP2A - HT 30/4	2×15.5 A
GP2A - HT 30/5	2×22.0 A
GP2A - HT 30/6	2×25.0 A

GP2A - HT

DIMENSIONI E PESI

Tipologia A

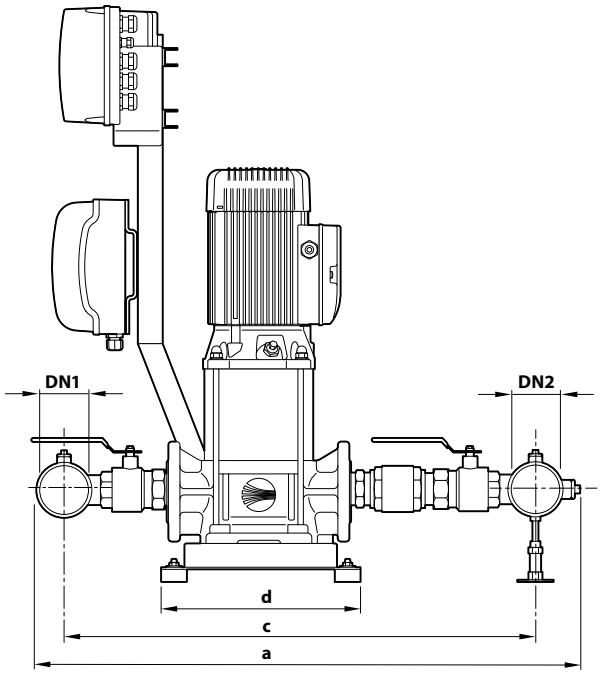

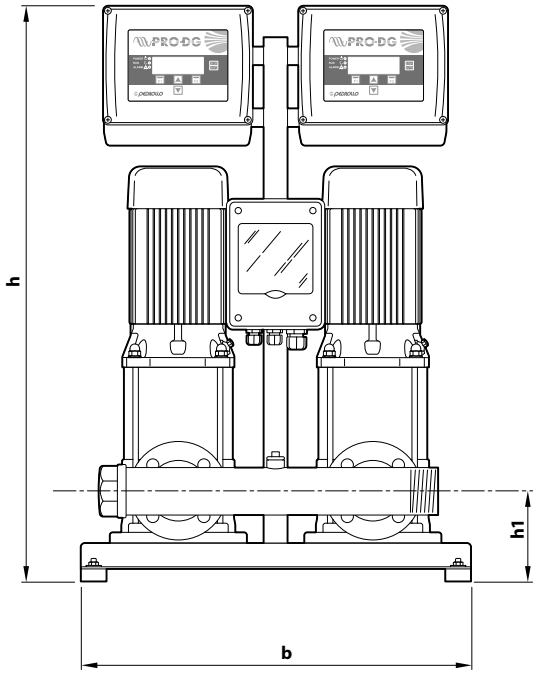

Tipologia B

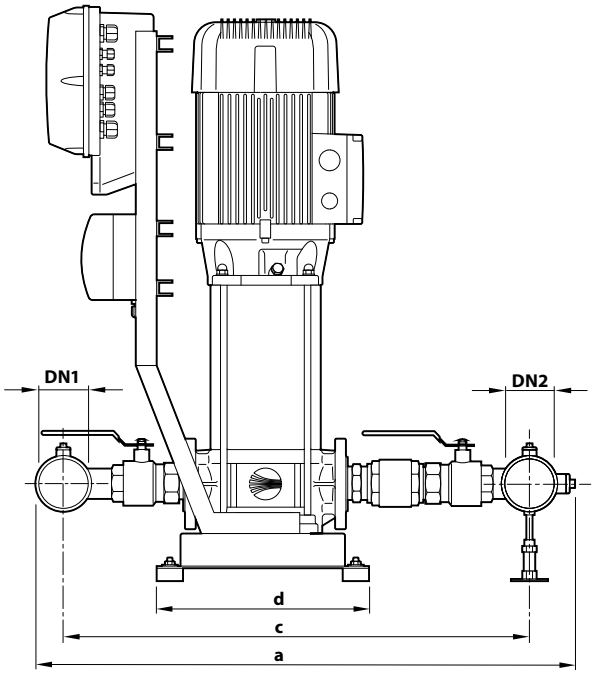

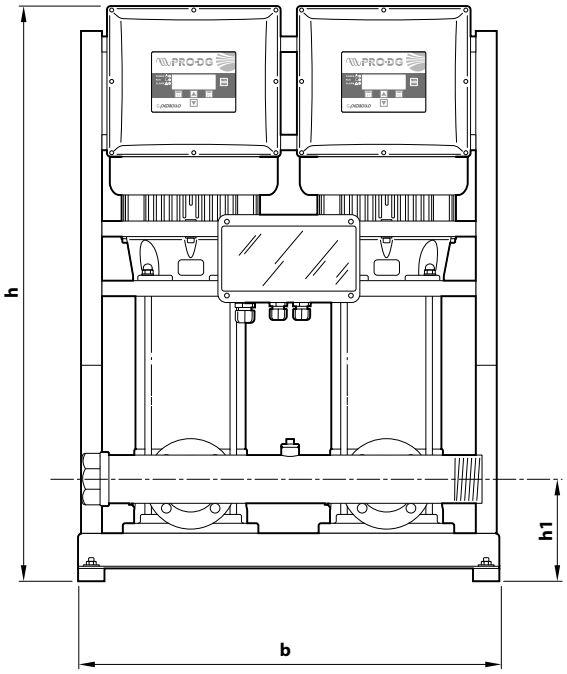

DIMENSIONI E PESI

TIPO		TIPOLOGIA	BOCCHE		DIMENSIONI mm						kg	
Monofase	**Trifase**		**DN1**	**DN2**	a	b	c	d	h	h1	1~	3~
GP2Am - HT 3/5	**GP2A - HT 3/5**	A	**2"**	**2"**	732	600	614	310	882	138	111.0	111.0
GP2Am - HT 3/6	**GP2A - HT 3/6**	A									113.6	113.6
GP2Am - HT 3/7	**GP2A - HT 3/7**	A									123.4	123.4
–	**GP2A - HT 3/8**	A									–	138.0
–	**GP2A - HT 3/9**	A									–	140.0
–	**GP2A - HT 3/10**	A									–	141.8
GP2Am - HT 5/3	**GP2A - HT 5/3**	A	**2"**	**2"**	777	600	659	310	882	138	112.0	112.0
GP2Am - HT 5/4	**GP2A - HT 5/4**	A									116.0	116.0
GP2Am - HT 5/5	**GP2A - HT 5/5**	A									120.6	120.6
GP2Am - HT 5/6	**GP2A - HT 5/6**	A									122.6	122.6
–	**GP2A - HT 5/7**	A									–	140.2
–	**GP2A - HT 5/8**	A									–	142.2
–	**GP2A - HT 5/9**	A									–	150.6
GP2Am - HT 8/3	**GP2A - HT 8/3**	A	**2½"**	**2½"**	873	600	739	310	882	143	119.0	119.0
GP2Am - HT 8/4	**GP2A - HT 8/4**	A									123.0	123.0
GP2Am - HT 8/5	**GP2A - HT 8/5**	A									130.0	130.0
GP2Am - HT 8/6	**GP2A - HT 8/6**	A									131.6	131.6
–	**GP2A - HT 8/7**	A									–	147.0
–	**GP2A - HT 8/8**	A									–	155.2
–	**GP2A - HT 8/9**	A									–	157.2
–	**GP2A - HT 8/10**	A									–	167.2
GP2Am - HT 10/3	**GP2A - HT 10/3**	A	**2½"**	**2½"**	873	600	739	310	882	143	120.0	120.0
GP2Am - HT 10/4	**GP2A - HT 10/4**	A									124.0	124.0
GP2Am - HT 10/5	**GP2A - HT 10/5**	A									131.0	131.0
–	**GP2A - HT 10/6**	A									–	147.6
–	**GP2A - HT 10/7**	A									–	148.0
–	**GP2A - HT 10/8**	A									–	156.2
–	**GP2A - HT 10/9**	A									–	158.2
–	**GP2A - HT 15/2R**	A	**3"**	**3"**	995	770	847	388	912	183	–	173.0
–	**GP2A - HT 15/3R**	A									–	174.0
–	**GP2A - HT 15/3**	A									–	183.0
–	**GP2A - HT 15/4**	B							1044		–	213.0
–	**GP2A - HT 15/5**	B									–	229.0
–	**GP2A - HT 15/6**	B									–	318.0
–	**GP2A - HT 15/7**	B									–	319.0
–	**GP2A - HT 22/2**	A	**DN100**	**DN100**	1292	770	1068	388	912	183	–	233.0
–	**GP2A - HT 22/3**	A									–	242.0
–	**GP2A - HT 22/4**	B							1044		–	267.0
–	**GP2A - HT 22/5**	B									–	283.0
–	**GP2A - HT 22/6**	B									–	372.0
–	**GP2A - HT 22/7**	B									–	389.0
–	**GP2A - HT 22/8**	B							1083		–	414.0
–	**GP2A - HT 30/2R**	A	**DN100**	**DN100**	1243	770	1019	388	912	198	–	238.0
–	**GP2A - HT 30/2**	A									–	244.0
–	**GP2A - HT 30/3**	B							1044		–	273.0
–	**GP2A - HT 30/4**	B									–	290.0
–	**GP2A - HT 30/5**	B									–	397.0
–	**GP2A - HT 30/6**	B									–	398.0